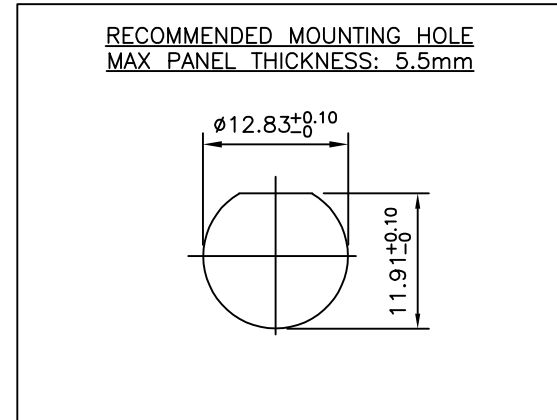
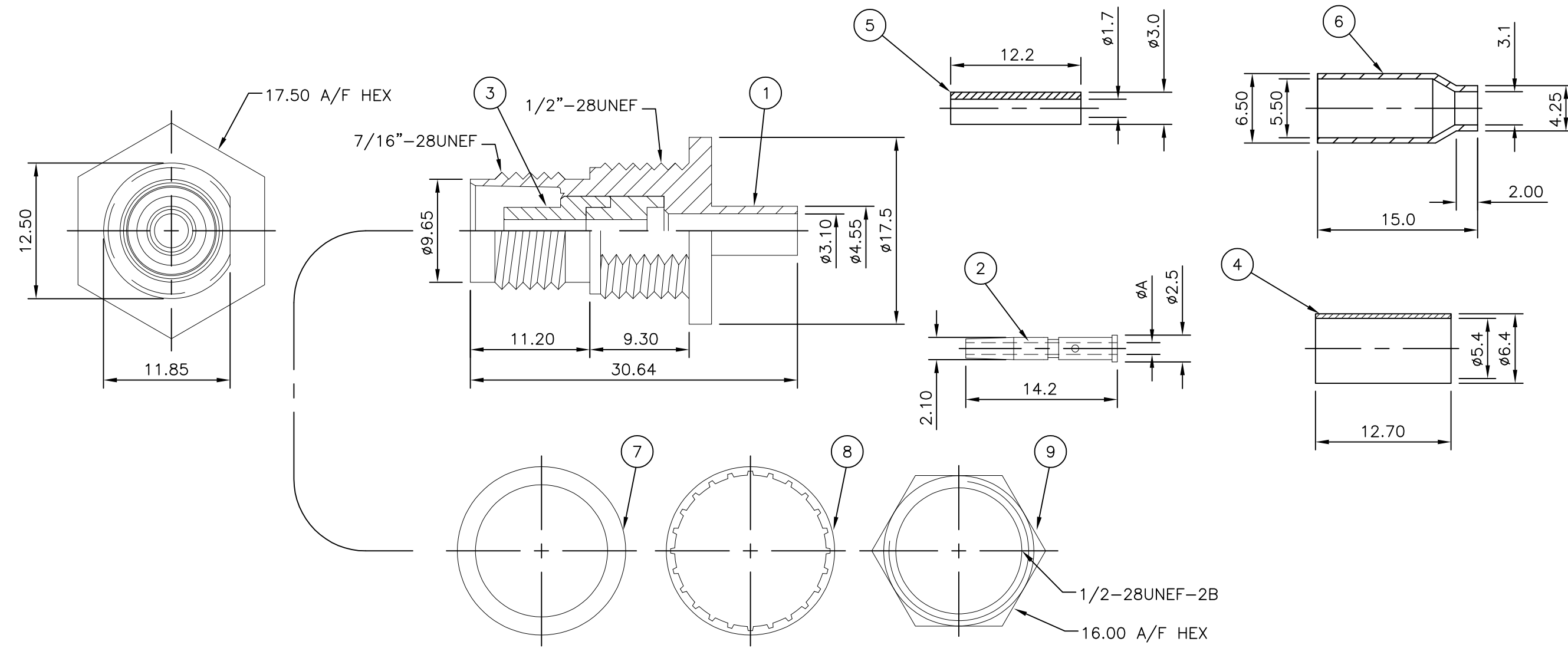


THIS DRAWING IS UNPUBLISHED. RELEASED FOR PUBLICATION SEPTEMBER, 2006.
 © COPYRIGHT 2006 By - ALL RIGHTS RESERVED.

| LOC | DIST | REVISIONS | | | |
|-----|------|---------------|-----------|-------|--------|
| P | LTR | DESCRIPTION | DATE | DWN | APVD |
| | B | ECO-09-003420 | 11 Mar 09 | RITA | BOB |
| | C | ECO-12-011817 | 03 Jul 12 | TITAN | MARTIN |

- NOTES**
- 1 SINGLE PACK IN ACCORDANCE WITH AMP SPEC 107-3275
 - 2 100 TRAY PACK IN ACCORDANCE WITH AMP SPEC 107-3275
 - 3 Au PLATING
 - 4 Ni PLATING
 - 5 HAND TOOL: 9-1478240-0
 - 6 DIE SET: SEE TABLE
 - 7 FOR TECHNICAL DATA REFER TO YOUR LOCAL TYCO ELECTRONICS SALES OFFICE
 - 8 ALL DIMENSIONS ARE NOMINAL FOR REFERENCE ONLY UNLESS OTHERWISE STATED

| | | | | 1.1 | 9-1478242-0 | RG58C/U, 141A/U, 303/U, URM43, 76, BELDEN 9907, KX15 | | | 5-1814802-3 |
|--|--|--|--|------|-------------|--|--|--|-------------|
| | | | | 1.1 | 9-1478242-0 | RG58C/U, 141A/U, 303/U, URM43, 76, BELDEN 9907, KX15 | | | 5-1814802-2 |
| | | | | 0.57 | 9-1478242-0 | RG174A/U, 188A/U, 316/U, URM95, KX3B, KX22A | | | 5-1814802-1 |
| | | | | 0.57 | 9-1478242-0 | RG174A/U, 188A/U, 316/U, URM95, KX3B, KX22A | | | 5-1814802-0 |
| | | | | A | DIE SET | CABLE GROUPS | | | PART NO. |



| OBSOLETE | | QUANTITY PER ASSY | PARTS LIST |
|----------|----|-------------------|----------------------------|
| 1 | 1 | 1 | BRASS HEXAGON NUT 9 |
| 1 | 1 | 1 | PHOSPHOR BRONZE WASHER 8 |
| 1 | 1 | 1 | SILCON RUBBER GASKET 7 |
| - | - | 1 | BRASS FERRULE 6 |
| - | - | 1 | NYLON PUSHER SLEEVE 5 |
| 1 | 1 | - | BRASS FERRULE 4 |
| 1 | 1 | 1 | DELIRIN INSULATOR 3 |
| 1 | 1 | 1 | PHOSPHOR BRONZE CONTACT 2 |
| 1 | 1 | 1 | ZINC ALLOY BODY 1 |
| 5 | 35 | 25 | MATERIAL DESCRIPTION ITEM |

THIS DRAWING IS A CONTROLLED DOCUMENT.

| | | | | | | | | | | | | | | | | | | | | | |
|---------------------|---|--------------------------|--|-----|---|---|-----|---|---|-----|---|---|-----|---|---|-----|---|--------|--|---|-------------------------|
| DIMENSIONS: MM | TOLERANCES UNLESS OTHERWISE SPECIFIED | DWN: RITA ZUO 11 Mar 09 | TE Connectivity TNC BULKHEAD CRIMP JACK - 50 OHM | | | | | | | | | | | | | | | | | | |
| | <table border="1"> <tr><td>0</td><td>PLC</td><td>±</td></tr> <tr><td>1</td><td>PLC</td><td>±</td></tr> <tr><td>2</td><td>PLC</td><td>±</td></tr> <tr><td>3</td><td>PLC</td><td>±</td></tr> <tr><td>4</td><td>PLC</td><td>±</td></tr> <tr><td>ANGLES</td><td></td><td>±</td></tr> </table> | 0 | | PLC | ± | 1 | PLC | ± | 2 | PLC | ± | 3 | PLC | ± | 4 | PLC | ± | ANGLES | | ± | CHK: ANSON MA 11 Mar 09 |
| | | 0 | | PLC | ± | | | | | | | | | | | | | | | | |
| | | 1 | | PLC | ± | | | | | | | | | | | | | | | | |
| 2 | PLC | ± | | | | | | | | | | | | | | | | | | | |
| 3 | PLC | ± | | | | | | | | | | | | | | | | | | | |
| 4 | PLC | ± | | | | | | | | | | | | | | | | | | | |
| ANGLES | | ± | | | | | | | | | | | | | | | | | | | |
| MATERIAL: SEE TABLE | FINISH: SEE TABLE | APVD: BOB ZHAO 11 Mar 09 | | | | | | | | | | | | | | | | | | | |
| | | PRODUCT SPEC: 108-112000 | RESTRICTED TO: - | | | | | | | | | | | | | | | | | | |

APPLICATION SPEC: SEE SHEET 2

WEIGHT: -

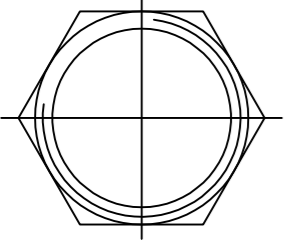
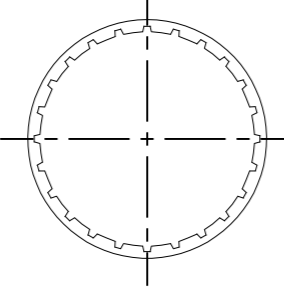
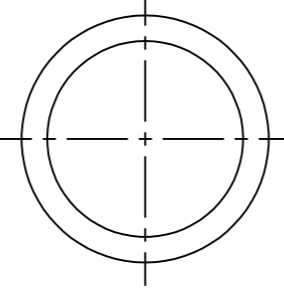
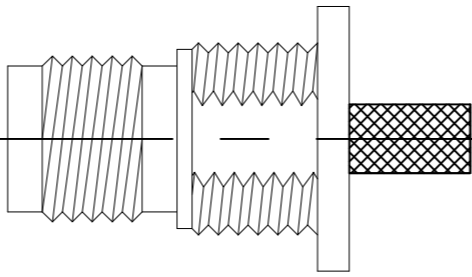
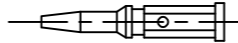
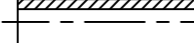
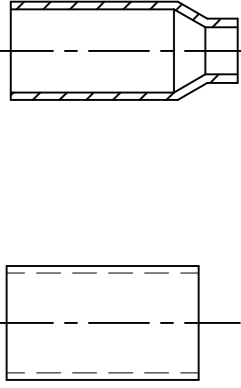
CUSTOMER DRAWING

SCALE: NTS SHEET 1 of 2 REV C

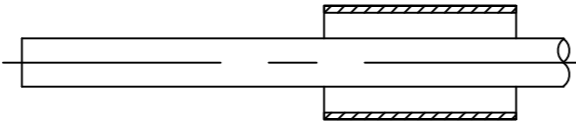
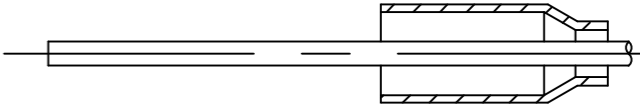
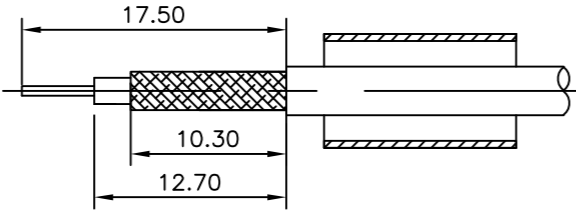
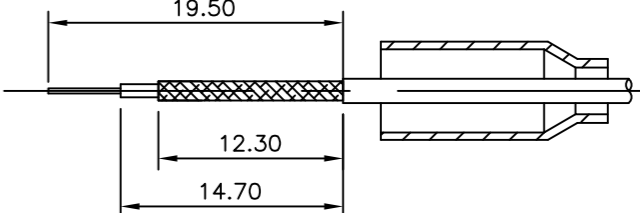
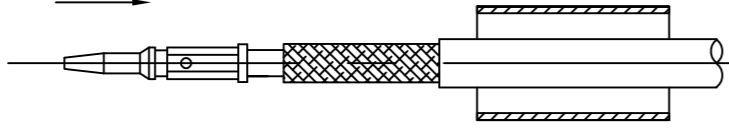
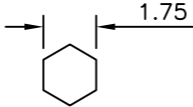

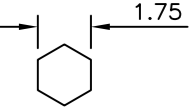
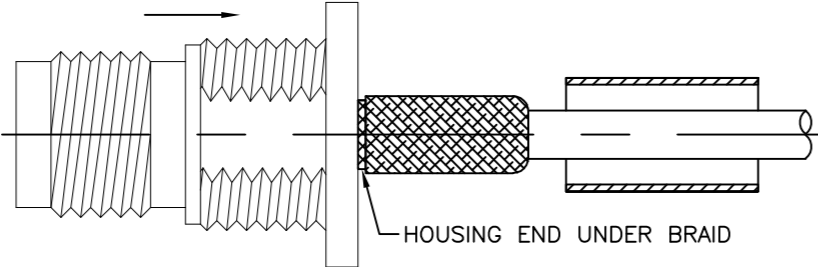
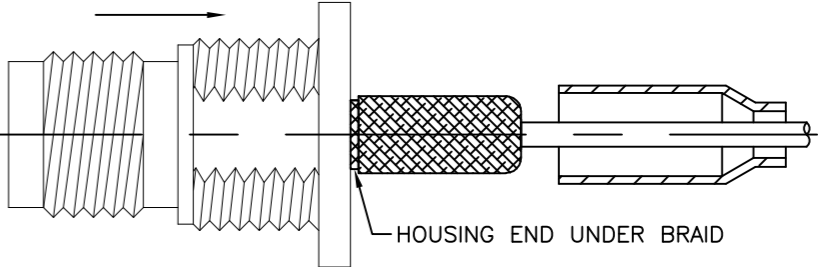
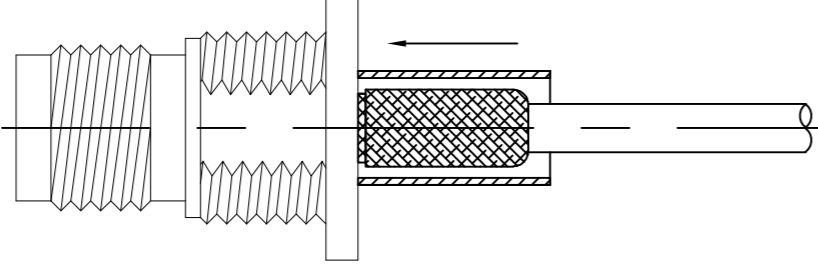
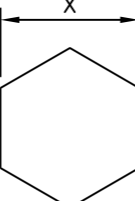
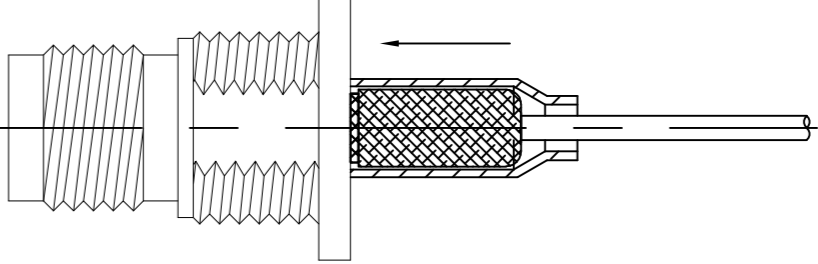
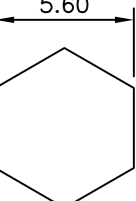
THIS DRAWING IS UNPUBLISHED. RELEASED FOR PUBLICATION SEPTEMBER, 2004.
 © COPYRIGHT 2006 By - ALL RIGHTS RESERVED.

| LOC | DIST | REVISIONS | | | | | |
|-----|------|-----------|-----|-------------|------|-----|------|
| E | B | P | LTR | DESCRIPTION | DATE | DWN | APVD |
| | | - | | SEE SHEET 1 | - | - | - |

COMPONENTS

| HEX NUT (ITEM 9) | LOCK WASHER (ITEM 8) | GASKET (ITEM 7) | MAIN BODY (ITEM 1,3,) | CENTRE CONTACT (ITEM 2) | PUSHER SLEEVE (ITEM 5) | CRIMP FERRULES (ITEM 4 & 6) |
|---|---|--|---|---|---|---|
|  |  |  |  |  |  |  |

ASSEMBLY INSTRUCTION

| CABLES: RG59B/U, 62A/U, 140/U, 210/U, URM90, KX 6A, KX 25, KX 52, KX 53, RG58C/U, 141A/U, URM43, 76, BELDEN 9907, KX 15 | CABLES: RG179B/U, 187A/U, URM111 |
|--|---|
| <p>STEP 1</p> <p>1. SLIDE METAL CRIMP FERRULE OVER CABLE</p>  | <p>STEP 1</p> <p>1. SLIDE METAL CRIMP FERRULE OVER CABLE</p>  |
| <p>STEP 2</p> <p>1. STRIP CABLE TO DIMENSIONS AS SHOWN</p>  | <p>STEP 2</p> <p>1. STRIP CABLE TO DIMENSIONS AS SHOWN</p>  |
| <p>STEP 3</p> <p>1. FIT CONTACT OVER CENTRE CONDUCTOR TO BUTT AGAINST DIELECTRIC. 2. CRIMP USING TOOL AS NOTES ON PAGE 1.</p>  <p>RECOMMENDED CENTRE CONTACT A/F HEX</p>  | <p>STEP 3</p> <p>1. SLIDE ITEM 10 PUSHER SLEEVE OVER DIELECTRIC BEFORE FITTING THE CONTACT. 2. FIT CONTACT OVER CENTRE CONDUCTOR TO BUTT AGAINST DIELECTRIC. 3. CRIMP USING TOOL AS NOTES ON PAGE 1.</p>  <p>RECOMMENDED CENTRE CONTACT A/F HEX</p>  |
| <p>STEP 4</p> <p>1. PRESS SUB-ASSEMBLY INTO BODY, UNTIL CONTACT IS FULLY LOCATED BY AN AUDIBLE CLICK. 2. ENSURE THAT KNURLED HOUSING INSERTS BETWEEN THE DIELECTRIC AND CABLE BRAID.</p>  <p>HOUSING END UNDER BRAID</p> | <p>STEP 4</p> <p>1. PRESS SUB-ASSEMBLY INTO BODY, UNTIL CONTACT IS FULLY LOCATED BY AN AUDIBLE CLICK. 2. ENSURE THAT KNURLED HOUSING INSERTS BETWEEN THE PUSHER SLEEVE AND CABLE BRAID.</p>  <p>HOUSING END UNDER BRAID</p> |
| <p>STEP 5</p> <p>1. SLIDE CRIMP FERRULE ALONG THE CABLE UNTIL IT BUTTS AGAINST THE HOUSING BODY. 2. CRIMP USING TOOL AS NOTED ON PAGE 1. 3. CRIMP DIMENSION X IS:- RG59B (SEE PAGE 1 FOR FULL CABLE LIST) = 6.50 RG58C/U (SEE PAGE 1 FOR FULL CABLE LIST) = 5.60</p>  <p>RECOMMENDED CRIMP SLEEVE A/F HEX</p>  | <p>STEP 5</p> <p>1. SLIDE CRIMP FERRULE ALONG THE CABLE UNTIL IT BUTTS AGAINST THE BODY HOUSING. 2. CRIMP USING TOOL AS NOTED ON PAGE 1. 3. CRIMP DIMENSION AS SHOWN.</p>  <p>RECOMMENDED CRIMP SLEEVE A/F HEX</p>  |

THIS DRAWING IS A CONTROLLED DOCUMENT.

| | | |
|------------------|-------------|-----------|
| DWN | RITA ZUO | 11 Mar 09 |
| CHK | ANSON MA | 11 Mar 09 |
| APVD | BOB ZHAO | 11 Mar 09 |
| PRODUCT SPEC | 108-112000 | |
| APPLICATION SPEC | SEE SHEET 2 | |
| WEIGHT | - | |
| CUSTOMER DRAWING | | |

TE Connectivity

TNC BULKHEAD CRIMP JACK - 50 OHM

SIZE: A2 CAGE CODE: 00779 DRAWING NO: 1814802 RESTRICTED TO: -

SCALE: NTS SHEET: 2 OF 2 REV: C