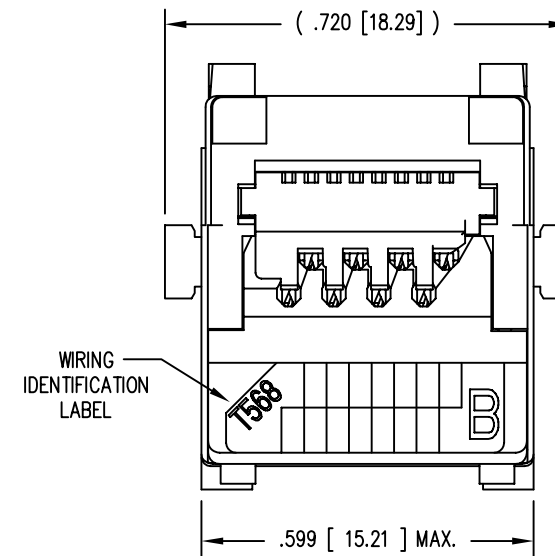
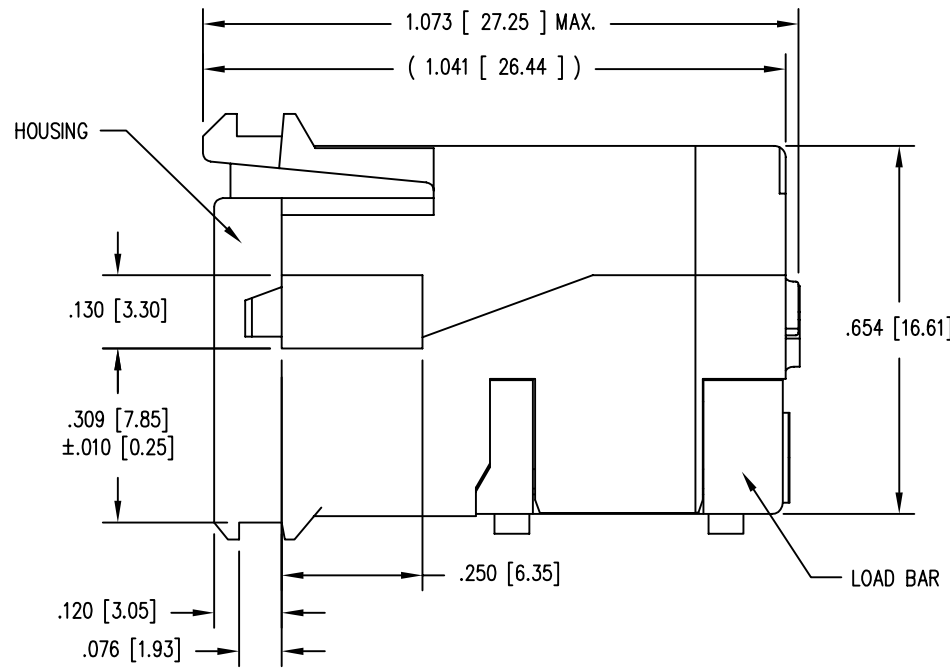
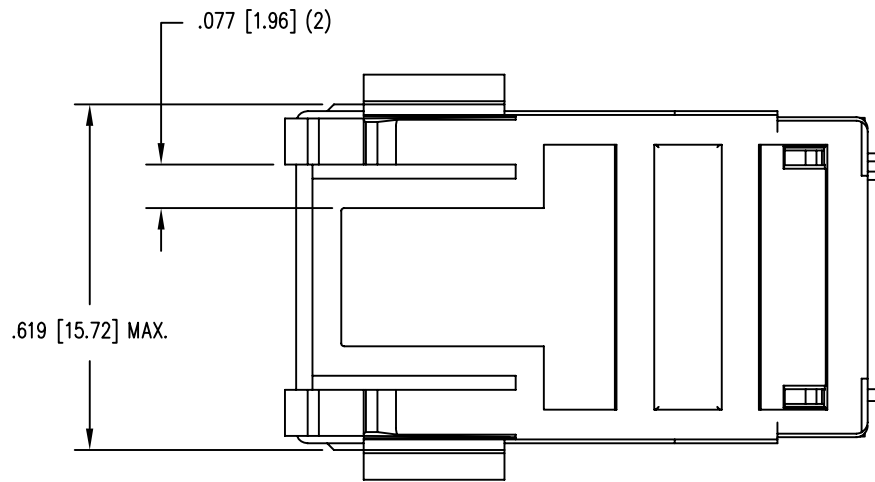
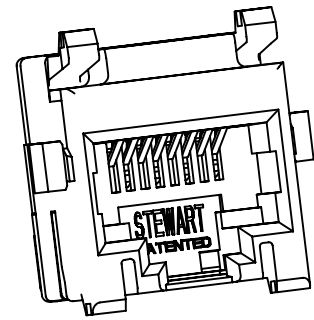


2

1

DATE	REV	ECN	APP'D. BY
1-16-06	A3	7436	JM
5-15-06	A4	7621	TRM
12-8-09	A5	8868	TRM



NOTES:

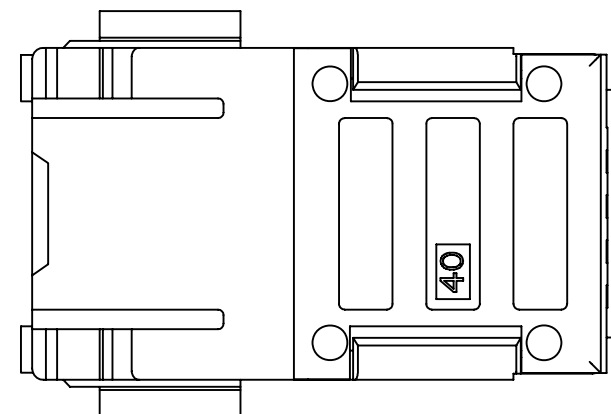
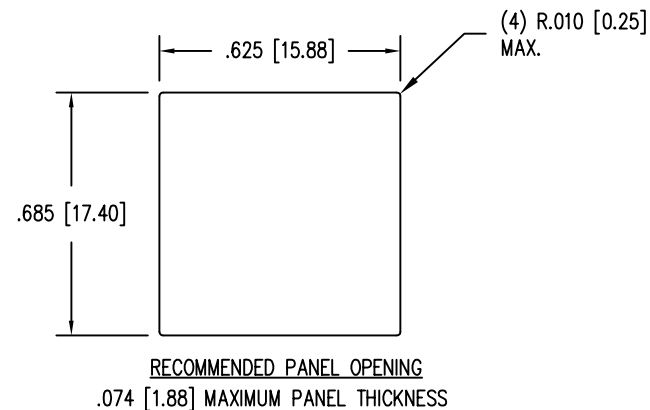
- CONNECTOR MATERIALS:  
HOUSING: THERMOPLASTIC UL94 V-0  
CONTACTS/SHIELD: COPPER ALLOY  
CONTACT PLATING: SELECTIVE GOLD IN CONTACT AREA  
SEE CHART FOR PART NUMBER
- JACK SPECIFICATION: FOR CATEGORY 5E APPLICATIONS.
- DIMENSIONS AND TOLERANCES COMPLY WITH FCC/CFR 47, PART 68.
- BEZELS AVAILABLE - DATA, VOICE
- WIRE RANGE 26 TO 24 AWG [ 0.41 - 0.51 ]
- WIRE INSULATION DIA RANGE .036 - .042 [ 0.91 - 1.07 ]
- SUITABLE FOR GIGA-BIT ETHERNET APPLICATIONS
- FOR PRODUCT SPECIFICATION SEE PR026-01

B

B

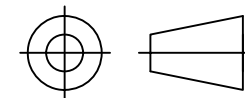
A

A



50 MICRO-INCHES [1.27um]	SS-82000-002
CONTACT PLATING IN MATING AREA	PART NUMBER

THIRD ANGLE PROJECTION




DO NOT SCALE DRAWING  
DRAWING IS SUBJECT TO CHANGE WITHOUT NOTICE

DIMENSIONS: INCHES [METRIC]

UNLESS OTHERWISE SPECIFIED  
TOLERANCES ARE ±.005 [0.13]  
ANGLES ARE ± 1°

SHEET NO. 1 OF 1



# Bel Stewart Connector

11118 Susquehanna Trail South  
Glen Rock, PA 17327-9199  
(717) 235-7512 Fax: (717) 235-7954 <http://www.stewartconnector.com>

TITLE: CABLE READY CAT5e JACK  
(SHOWN IN TERMINATED CONDITION)

THIS DRAWING AND THE SUBJECT MATTER SHOWN THEREON ARE CONFIDENTIAL AND THE PROPRIETARY PROPERTY OF STEWART AND SHALL NOT BE REPRODUCED, COPIED OR USED IN ANY MANNER WITHOUT PRIOR WRITTEN CONSENT OF STEWART. THE SUBJECT MATTER MAY BE PATENTED OR A PATENT MAY BE PENDING.

DRN BY: DAB	DATE 3-3-99
APPD BY: RGC	DATE 3-3-99
DWG NO. CT820004	REV. A5

REV. 6/3/05

2

1

AutoCAD