Restricted to: General Release

USED ON

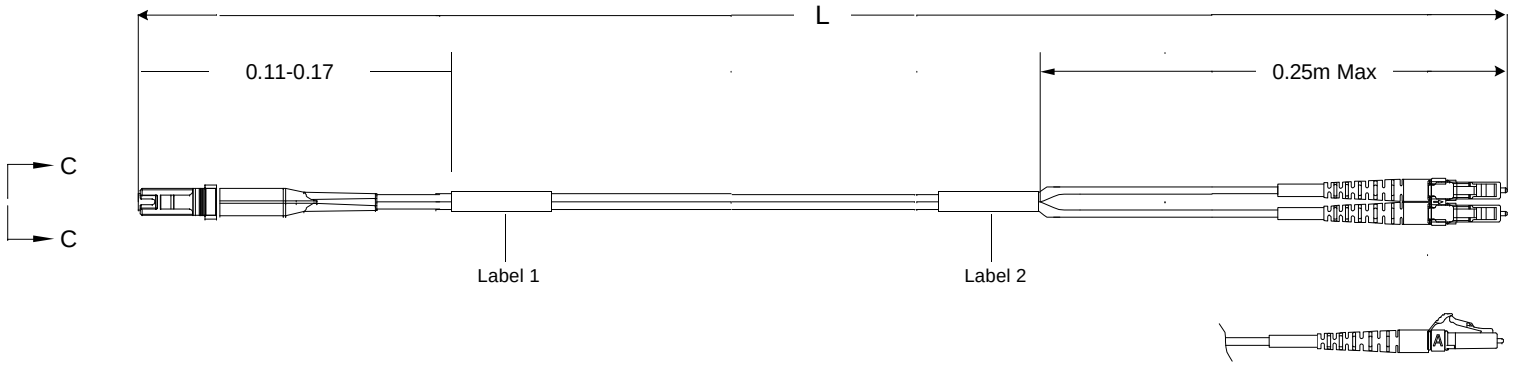

Left Side

Connector(s): MT-RJ SECURE (No Pins)
Mode: MM
Housing Color: Yellow
Geom. Spec: 115-1215

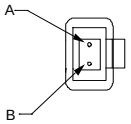

VIEW C-C
NOT TO SCALE

Fiber Path

Fiber A - ——— - B
Fiber B - ——— - A

Right Side

Connector(s): LC-Duplex
Mode: MM
Housing Color: Beige
Geom. Spec: N/A

Notes:

1 IL tested at 1300nm.
2 Product and Processing must meet requirements of Tyco Electronics Standard 230-702
3 Label 2 will not be present on any cable assembly less than 5 meters long.
4 Includes dust caps (not shown on print).

P	LTR	REVISION RECORD	DATE	DWN	APVD
	A	Rev Per EC# None	1/21/2006	-	DF

DIMENSIONS: meters

TOLERANCES UNLESS OTHERWISE SPECIFIED:
0 PLC ± -
1 PLC ± -
2 PLC ± -
3 PLC ± -
4 PLC ± -

Customer Print

DWN Cable Assy Configurator		MATERIAL -	HEAT TREAT -
CHK Dave Fennell		AMP Tyco Electronics, Inc. Harrisburg, PA 17105-3608	
APVD Dave Fennell			
NAME FO C/A - 2 fiber, 50/125, OFNR (Riser) jacket, MT-RJ SECURE (No Pins) to LC-Duplex			
SCALE NTS	SIZE A2	DRAWING NO C- 1918669	SHEET 1 of 3	REV A

LOC CE
DIST 16

CAC Customer Layout Rev: D

THIS DRAWING IS A CONTROLLED DOCUMENT
DWG NO 1918669

THIS INFORMATION IS CONFIDENTIAL AND PROPRIETARY TO TYCO ELECTRONICS CORPORATION AND ITS WORLDWIDE SUBSIDIARIES AND AFFILIATES. IT MAY NOT BE DISCLOSED TO ANY OTHERS THAN TYCO ELECTRONICS PERSONNEL, WITHOUT WRITTEN AUTHORIZATION FROM TYCO ELECTRONICS CORPORATION, HARRISBURG, PENNSYLVANIA USA.

Restricted to: General Release

USED ON

Part #	L (meters)	L (feet)	MT-RJ SECURE (No Pins), Yellow IL (dB)	MT-RJ SECURE (No Pins), Yellow RL (dB)	LC-Duplex, Beige IL (dB)	LC-Duplex, Beige RL (dB)
0-1918669-1	0.950 - 1.050	3.11 - 3.44	0.5	20	0.5	-
0-1918669-2	1.950 - 2.050	6.39 - 6.72	0.5	20	0.5	-
0-1918669-3	2.950 - 3.050	9.67 - 10.00	0.5	20	0.5	-
0-1918669-4	3.920 - 4.080	12.86 - 13.38	0.51	20	0.51	-
0-1918669-5	4.920 - 5.080	16.14 - 16.66	0.51	20	0.51	-
0-1918669-6	5.920 - 6.080	19.42 - 19.94	0.51	20	0.51	-
0-1918669-7	6.920 - 7.080	22.70 - 23.22	0.51	20	0.51	-
0-1918669-8	7.920 - 8.080	25.98 - 26.50	0.51	20	0.51	-
0-1918669-9	8.850 - 9.150	29.03 - 30.01	0.51	20	0.51	-
1-1918669-0	9.850 - 10.150	32.31 - 33.30	0.52	20	0.52	-
1-1918669-1	10.850 - 11.150	35.59 - 36.58	0.52	20	0.52	-
1-1918669-2	11.850 - 12.150	38.87 - 39.86	0.52	20	0.52	-
1-1918669-3	12.850 - 13.150	42.15 - 43.14	0.52	20	0.52	-
1-1918669-4	13.850 - 14.150	45.43 - 46.42	0.52	20	0.52	-
1-1918669-5	14.850 - 15.150	48.72 - 49.70	0.52	20	0.52	-
1-1918669-6	15.840 - 16.160	51.96 - 53.01	0.52	20	0.52	-
1-1918669-7	16.830 - 17.170	55.21 - 56.33	0.53	20	0.53	-
1-1918669-8	17.820 - 18.180	58.46 - 59.64	0.53	20	0.53	-
1-1918669-9	18.810 - 19.190	61.71 - 62.95	0.53	20	0.53	-
2-1918669-0	19.800 - 20.200	64.96 - 66.27	0.53	20	0.53	-
2-1918669-1	20.790 - 21.210	68.20 - 69.58	0.53	20	0.53	-
2-1918669-2	21.780 - 22.220	71.45 - 72.90	0.53	20	0.53	-
2-1918669-3	22.770 - 23.230	74.70 - 76.21	0.53	20	0.53	-
2-1918669-4	23.760 - 24.240	77.95 - 79.52	0.54	20	0.54	-
2-1918669-5	24.750 - 25.250	81.20 - 82.84	0.54	20	0.54	-
2-1918669-6	25.740 - 26.260	84.44 - 86.15	0.54	20	0.54	-
2-1918669-7	26.730 - 27.270	87.69 - 89.46	0.54	20	0.54	-
2-1918669-8	27.720 - 28.280	90.94 - 92.78	0.54	20	0.54	-
2-1918669-9	28.710 - 29.290	94.19 - 96.09	0.54	20	0.54	-
3-1918669-0	29.700 - 30.300	97.44 - 99.40	0.55	20	0.55	-
3-1918669-1	30.690 - 31.310	100.68 - 102.72	0.55	20	0.55	-
3-1918669-2	31.680 - 32.320	103.93 - 106.03	0.55	20	0.55	-
3-1918669-3	32.670 - 33.330	107.18 - 109.35	0.55	20	0.55	-
3-1918669-4	33.660 - 34.340	110.43 - 112.66	0.55	20	0.55	-
3-1918669-5	34.650 - 35.350	113.68 - 115.97	0.55	20	0.55	-
3-1918669-6	35.640 - 36.360	116.92 - 119.29	0.55	20	0.55	-
3-1918669-7	36.630 - 37.370	120.17 - 122.60	0.56	20	0.56	-
3-1918669-8	37.620 - 38.380	123.42 - 125.91	0.56	20	0.56	-
3-1918669-9	38.610 - 39.390	126.67 - 129.23	0.56	20	0.56	-
4-1918669-0	39.600 - 40.400	129.92 - 132.54	0.56	20	0.56	-
5-1918669-0	49.500 - 50.500	162.40 - 165.68	0.58	20	0.58	-

Qty	U of M	Description	Item No.
2	piece	Trace Label	14
2	piece	Eyelet/Shrink tube assembly - White	13
1	piece	MT-RJ TwinZip Bend Limiting Boot, Beige	12
AR	meter	2 fiber, 50/125, 1.8 mm, Twinzip, Orange, OFNR (Riser)	11
1	piece	MT-RJ FERRULE, THERMOPLAST,MM	10
2	piece	LC Connector Assy, MM	9
1	piece	LC Duplex clip, black	8
2	piece	LC, SC, FC Straight Boot, Beige	7
1	piece	MT-RJ Keyed Connector Housing - Yellow	6
1	piece	CRIMP EYELET, MT-RJ	5
1	piece	MT-RJ, SPRING PUSH, UNIVERSAL	4
1	piece	PIN KEEPER, 3.8MM	3
1	piece	SPRING, MT-RJ, 3.8 DESIGN	2
1	piece	DUST COVER, MT-RJ	1

THIS DRAWING IS A CONTROLLED DOCUMENT.
DWG NO

THIS INFORMATION IS CONFIDENTIAL AND PROPRIETARY TO TYCO ELECTRONICS CORPORATION AND ITS WORLDWIDE SUBSIDIARIES AND AFFILIATES. IT MAY NOT BE DISCLOSED TO ANY PERSONS OUTSIDE THE TYCO ELECTRONICS PERSONNEL, WITHOUT WRITTEN AUTHORIZATION FROM TYCO ELECTRONICS CORPORATION, HARRISBURG, PENNSYLVANIA 17105.

LOC CE
DIST 16

CAC Customer Layout Rev: D

P	LTR	REVISION RECORD	DATE	DWN	APVD
	A	Rev Per EC# None	1/21/2006	-	DF

DIMENSIONS: meters

TOLERANCES UNLESS OTHERWISE SPECIFIED:
0 PLC ± -
1 PLC ± -
2 PLC ± -
3 PLC ± -
4 PLC ± -

Customer Print

DWN: Cable Assy Configurator
CHK: Dave Fennell
APVD: Dave Fennell
MATERIAL: -
HEAT TREAT: -
AMP Tyco Electronics, Inc. Harrisburg, PA 17105-3608
NAME: FO C/A - 2 fiber, 50/125, OFNR (Riser) jacket, MT-RJ SECURE (No Pins) to LC-Duplex
SCALE: NTS
SIZE: A2
DRAWING NO: C- 1918669
SHEET: 2 of 3
REV: A

Restricted to: General Release

USED ON

Label 1 Per specification 107-1645-1

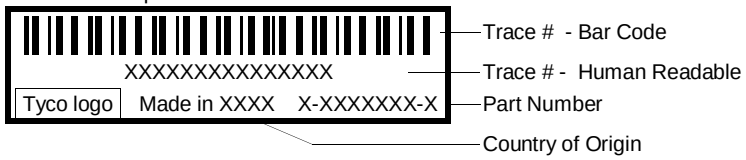

This label is used on all lengths on this drawing.

Label 2 Per specification 107-1645-1

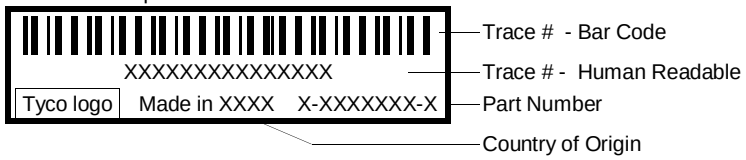

This label is used on all lengths on this drawing.

DWG NO

THIS DRAWING IS A CONTROLLED DOCUMENT.

THIS INFORMATION IS CONFIDENTIAL AND PROPRIETARY TO TYCO ELECTRONICS CORPORATION AND ITS WORLDWIDE SUBSIDIARIES AND AFFILIATES. IT MAY NOT BE DISCLOSED TO ANY OTHER PERSONS OR TYCO ELECTRONICS PERSONNEL, WITHOUT WRITTEN AUTHORIZATION FROM TYCO ELECTRONICS CORPORATION, HARRISBURG, PENNSYLVANIA USA.

LOC	DIST
CE	16

P	LTR	REVISION RECORD	DATE	DWN	APVD
	A	Rev Per EC# None	1/21/2006	-	DF

DIMENSIONS: meters

TOLERANCES UNLESS OTHERWISE SPECIFIED:
0 PLC ± -
1 PLC ± -
2 PLC ± -
3 PLC ± -
4 PLC ± -

Customer Print

DWN: Cable Assy Configurator		MATERIAL: -	HEAT TREAT: -
CHK: Dave Fennell		AMP Tyco Electronics, Inc. Harrisburg, PA 17105-3608	
APVD: Dave Fennell			
NAME: FO C/A - 2 fiber, 50/125, OFNR (Riser) jacket, MT-RJ SECURE (No Pins) to LC-Duplex			
SCALE: NTS	SIZE: A2	DRAWING NO: C- 1918669	SHEET: 3 of 3	REV: A

CAC Customer Layout Rev: D