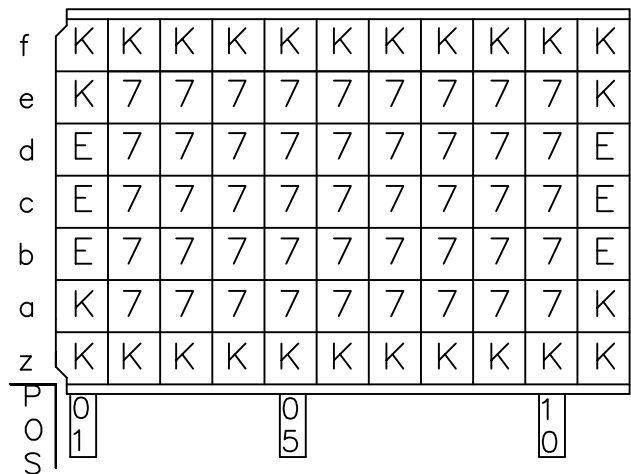
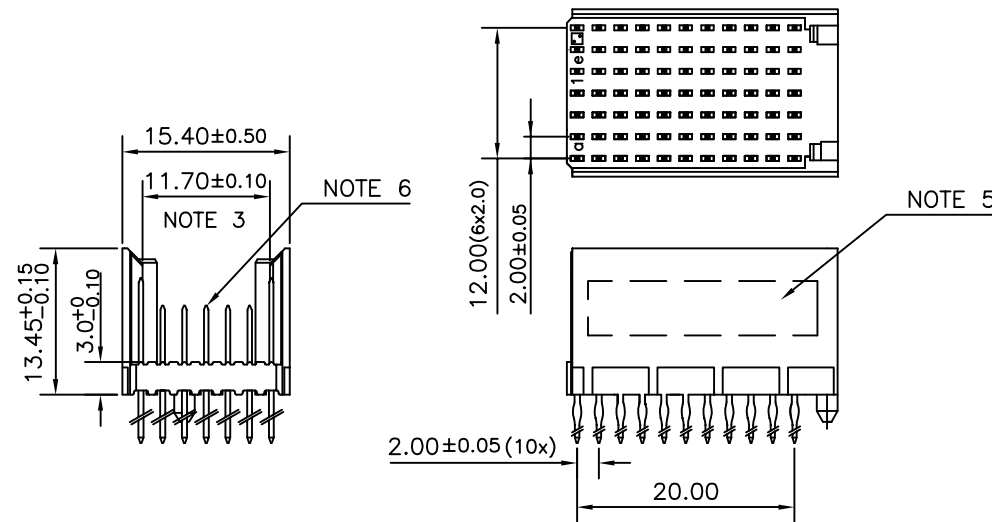


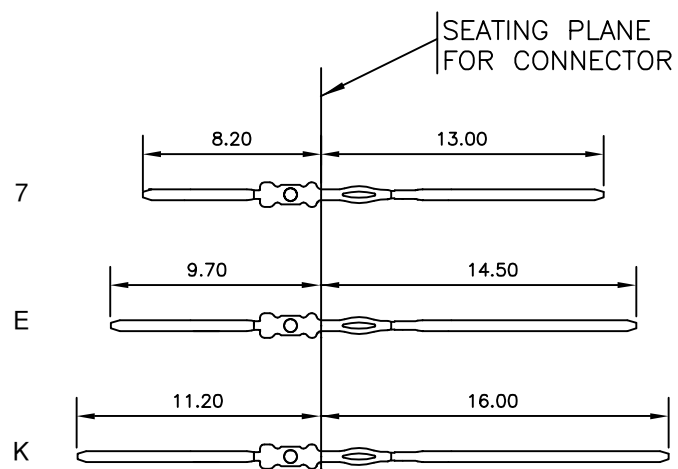
LOADING PATTERN MATING SIDE



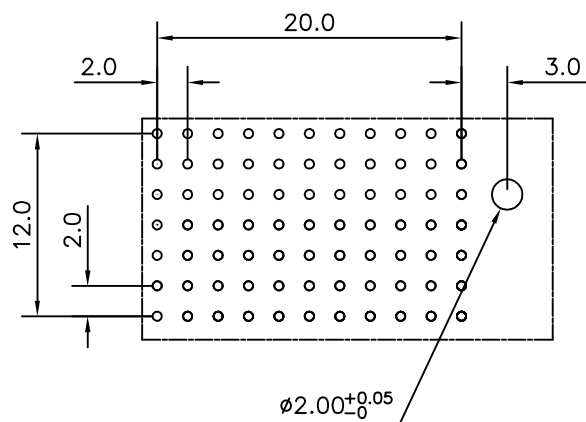
LOADED CONNECTOR ASSEMBLY
(FOR EXAMPLE)



CONTACT OVERVIEW



LAY-OUT P.C.B.-HOLE



LEAD FREE INDICATOR : LF = LEAD FREE
(DIGIT 15 & 16)

PLATING CODE (DIGIT 13 AND 14)
(REF DRW NO. BS,C , 201844 , 003)

HM2P09PNT114

NOTES

1. THIS PRODUCT IS CSA APPROVED.
2. THIS PRODUCT IS UL RECOGNIZED.
3. MEASURED AT THE BOTTOM.
4. MATERIAL CONTACT: PHOSPHORBRONZE
HOUSING: CREAM WHITE GLASS FILLED POLYESTER UL-94V0
5. CONNECTOR PRINTED WITH P/N AND DATE CODE.
6. FOR ACTUAL CONTACT LOADINGS, SEE LOADING PATTERN MATING SIDE.
7. SHAPE OF CONNECTOR HOUSING CAN ALTER DEPENDING ON PRODUCTION LOCATION
8. THE PRODUCT (LF) MEETS EUROPEAN UNION DIRECTIVES AND OTHER COUNTRY REGULATIONS AS DESCRIBED IN GS-22-008
9. FOR RECOMMENDED PTH DIMENSIONS REFER DRAWING : BS, A , 201572 , 001

CATALOG NO: HM2P09PNT114- - - -

mat'l. code SEE NOTE 4		surface ISO 1302 ✓		tolerance ISO 406 ISO 1101		projection MM		product family MILLIPACS		
ltr	ecn no	dr	date	tolerances unless otherwise specified		MM		title MPACS 5+2R STR HDR PF CONN TYPE C		
A	105-0253	MINI	2005-11-25	angles linear	.0±0.2	scale -		dwg no sheet 1 of 1		
B	106-0132	MINI	2006-08-02							0°±1°
				dr	MINI K VANDANATH	2005-11-25			sheet 1 of 1	
				enr	BIJU K PAUL	2005-11-25			size A3	
				chr	BIJU K PAUL	2006-08-02			sheet 1 of 1	
				appd	BIJU K PAUL	2006-08-02			size A3	
sheet index		revision sheet		B	1			type Product Customer Drawing		