



ASTX-H11

3.5 x 2.5 x 1.0mm

ASTX-H11

Moisture Sensitivity Level (MSL)-1



RoHS
Compliant

FEATURES:

- HCMOS Output
- Compact and low in height
- Low current consumption; IR reflow possible
- Suitable for high-density SMT

APPLICATIONS:

- Cellular and cordless phones
- Standard OSC for exact equipment
- Mobile communication equipment
- Portable radio equipment and music player

STANDARD SPECIFICATIONS:

Parameters	Minimum	Typical	Maximum	Units	Notes
Frequency Range	0.675	-----	55.000	MHz	
Standard Frequencies	5, 10, 12, 16, 20, 24, 32, 40, 44			MHz	
Operating Temperature	-30	-----	+75	°C	
Storage Temperature:	-40	-----	+125	°C	
Frequency Stability $\Delta f/f_0$ vs Tolerance (@+25°C)	-2.0	-----	+2.0	ppm	1 hr after reflow
vs Temperature (ref. to +25°C)	-2.5	-----	+2.5		See option (Table 1)
vs Supply Voltage Change (Vdd±5%)	-0.2	-----	+0.2		
vs Load Change (ZL±10%)	-0.2	-----	+0.2		
vs Aging (first year @+25°C)	-1.0	-----	+1.0		
Supply Voltage (Vdd)	+2.97	+3.3	+3.63	V	See option
Supply Current (Icc)	-----	-----	4.0	mA	4~10MHz
	-----	-----	4.8		~20MHz
	-----	-----	5.5		~30MHz
	-----	-----	6.0		~40MHz
	-----	-----	7.0		~54MHz
Rise and Fall Time (Tr/Tf)	-----	-----	5	ns	10%-90%Vdd
Symmetry	45	-----	55	%	@1/2 Vdd
Output Voltage	V _{OH}	90%Vdd	-----	V	
	V _{OL}	-----	10%Vdd		
Load	-----	-----	15	pF	
Waveform	HCMOS				
Phase Noise (Frequency dependant)	-----	-130	-----	dBc	@1kHz offset
	-----	-158	-----		@100kHz offset
Tri-state Function (Stand-by) :	"1" (VIH≥0.75*Vdd) or Open: Oscillation "0" (VIL<0.25*Vdd) : Hi Z			V	





ASTX-H11

3.5 x 2.5 x 1.0mm

ASTX-H11



OPTIONS & PART IDENTIFICATION:

(Left blank if standard)

ASTX-H11- - MHz - -

Vdd (V)
Blank: 3.3V±10%
A: 2.8V±10%
B: 2.5V±10%

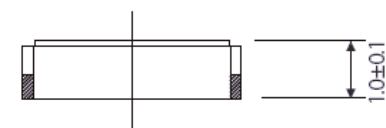
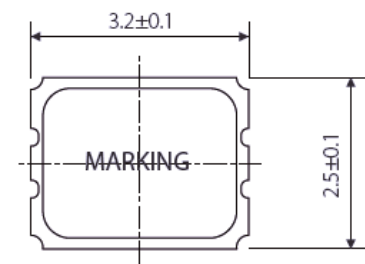
Frequency in MHz
Please specify the frequency in MHz. e.g. 19.200MHz

Packaging
Blank: Bulk
T: 1000pcs/reel

	±2.5ppm	±3.0ppm	±4ppm	±5ppm
0°C ~ +50°C	D25	D30	D40	D50
-10°C ~ +60°C	E25	E30	E40	E50
-0°C ~ +70°C	F25	F30	F40	F50
-20°C ~ +75°C	G25	G30	G40	G50
-30°C ~ +75°C	Blank(STD)	H30	H40	H50
-40°C ~ +85°C	H25	I30	I40	I50

Table 1

OUTLINE DIMENSIONS:



Recommended Land Pattern



Tri-state pin	Output
High or floating	Active
Low	Hi-impedance

Note: Recommend using an approximately 0.01µF bypass capacitor between Pin 2 and 4.

PIN	FUNCTION
1	Tri-state
2	GND
3	Output
4	Vdd

Dimensions: mm





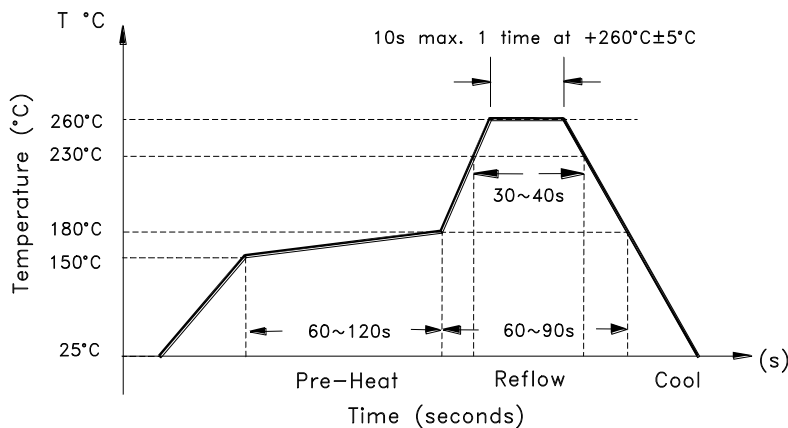
ASTX-H11

3.5 x 2.5 x 1.0mm

ASTX-H11

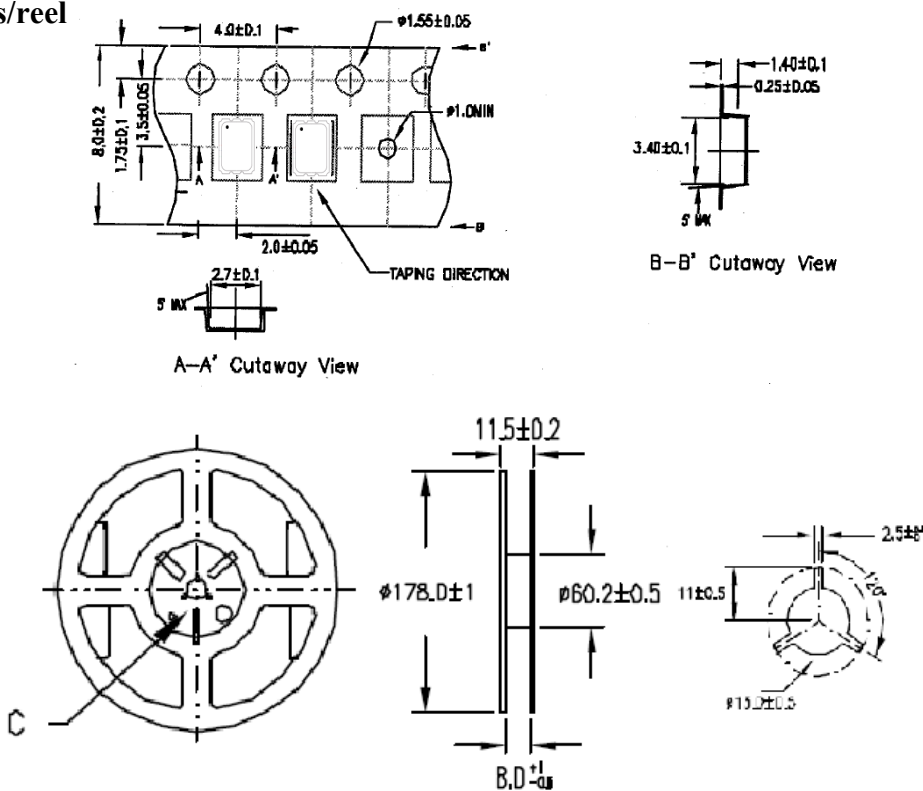


REFLOW PROFILE:



TAPE & REEL:

T: 1,000pcs/reel



Dimensions: mm

ATTENTION: Abracon Corporation's products are COTS – Commercial-Off-The-Shelf products; suitable for Commercial, Industrial and, where designated, Automotive Applications. Abracon's products are not specifically designed for Military, Aviation, Aerospace, Life-dependant Medical applications or any application requiring high reliability where component failure could result in loss of life and/or property. For applications requiring high reliability and/or presenting an extreme operating environment, written consent and authorization from Abracon Corporation is required. Please contact Abracon Corporation for more information.

ABRACON IS
ISO 9001 : 2008
CERTIFIED



**ABRACON
CORPORATION**

Visit www.abracon.com for Terms & Conditions of Sale **REVISED: 07.18.12**
30332 Esperanza, Rancho Santa Margarita, California 92688
tel 949-546-8000 | fax 949-546-8001 | www.abracon.com