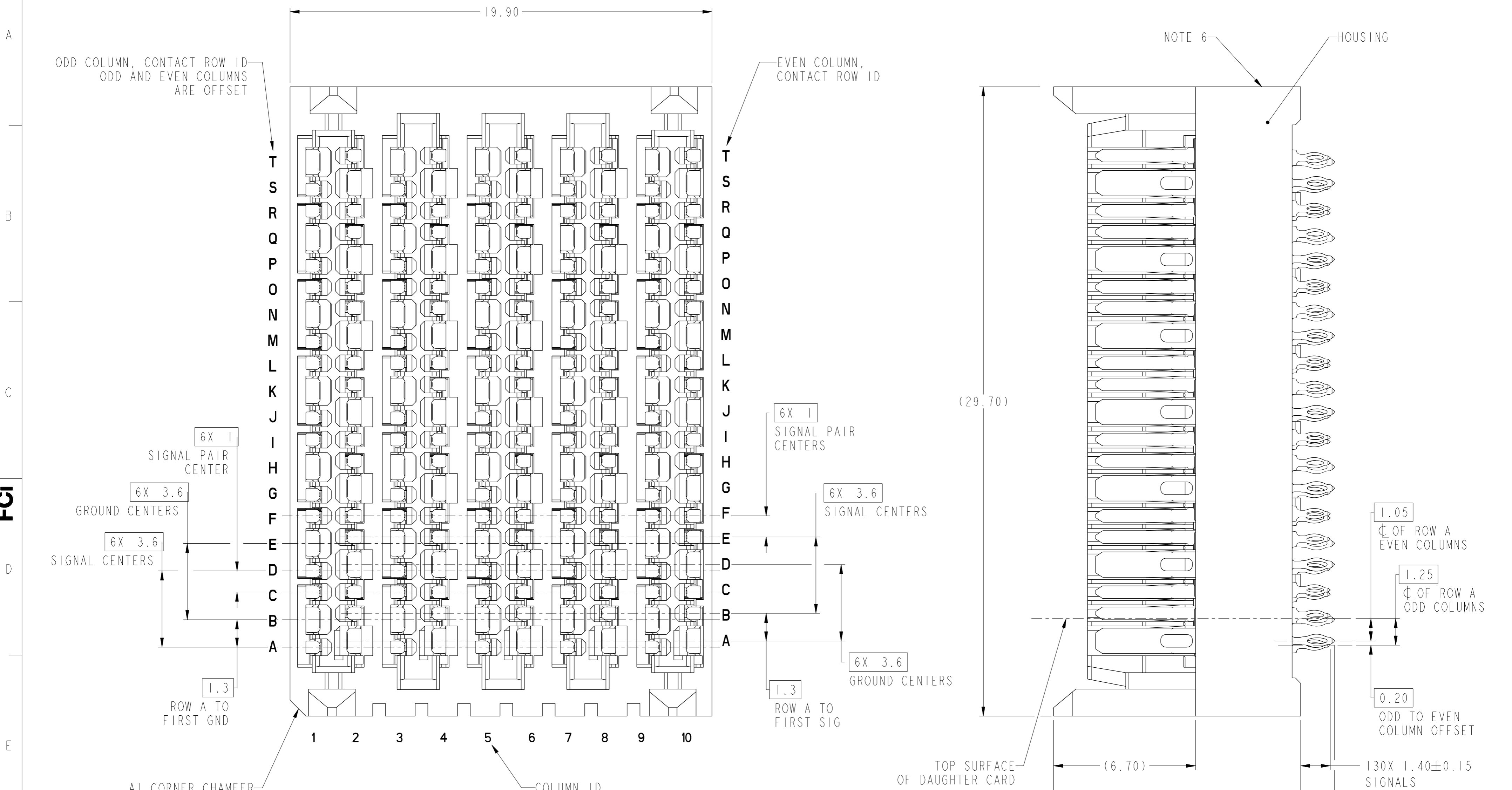


PRODUCT NUMBER
SEE SHEET 10



10127791-Y01LF
(10127791-101LF STANDARD MATE CONNECTOR SHOWN)

spec ref	SEE NOTES	dr	Heaven Cen	2013/11/12	projection	MM	size	A2	scale	8:1
tolerance std	TOLERANCES UNLESS OTHERWISE SPECIFIED	eng	Terry Luo	2017/01/19			ecn no	-	rel level	Released
ASME Y14.5M		chr	Heaven Cen	2017/01/19						
		appr	Pei-Ming Zheng	2017/01/19						
surface	linear	0.X	±.3		product family ExaMAX	title ExaMAX VERTICAL HEADER ASSY 6 PR, 200 POS, 10 IMLA	cat. no. SEE TABLE	Product - Customer Drw	sheet 1 of 11	
		0.XX	±.10							
		0.XXX	±.050							
	angular	0°	±°							

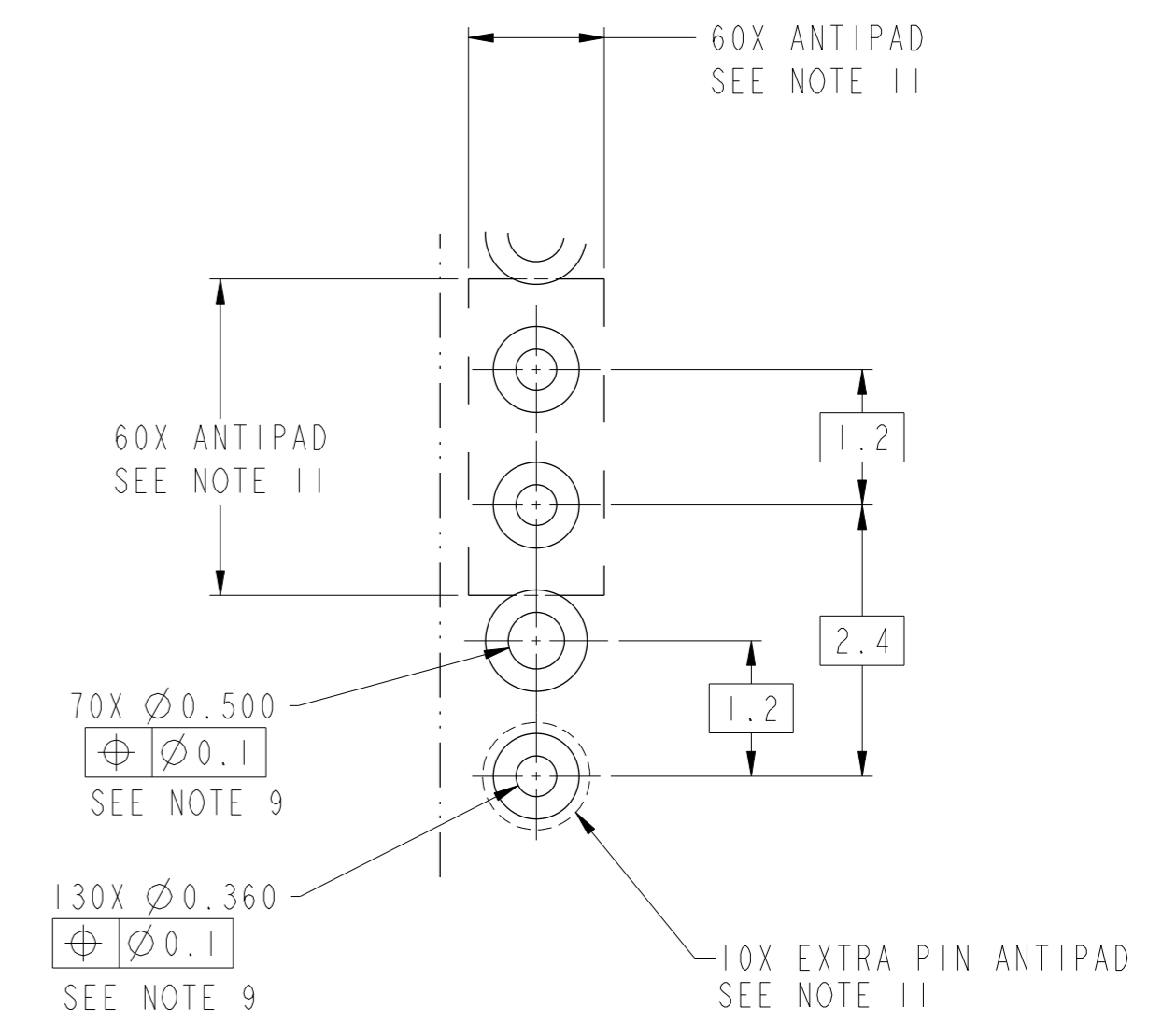
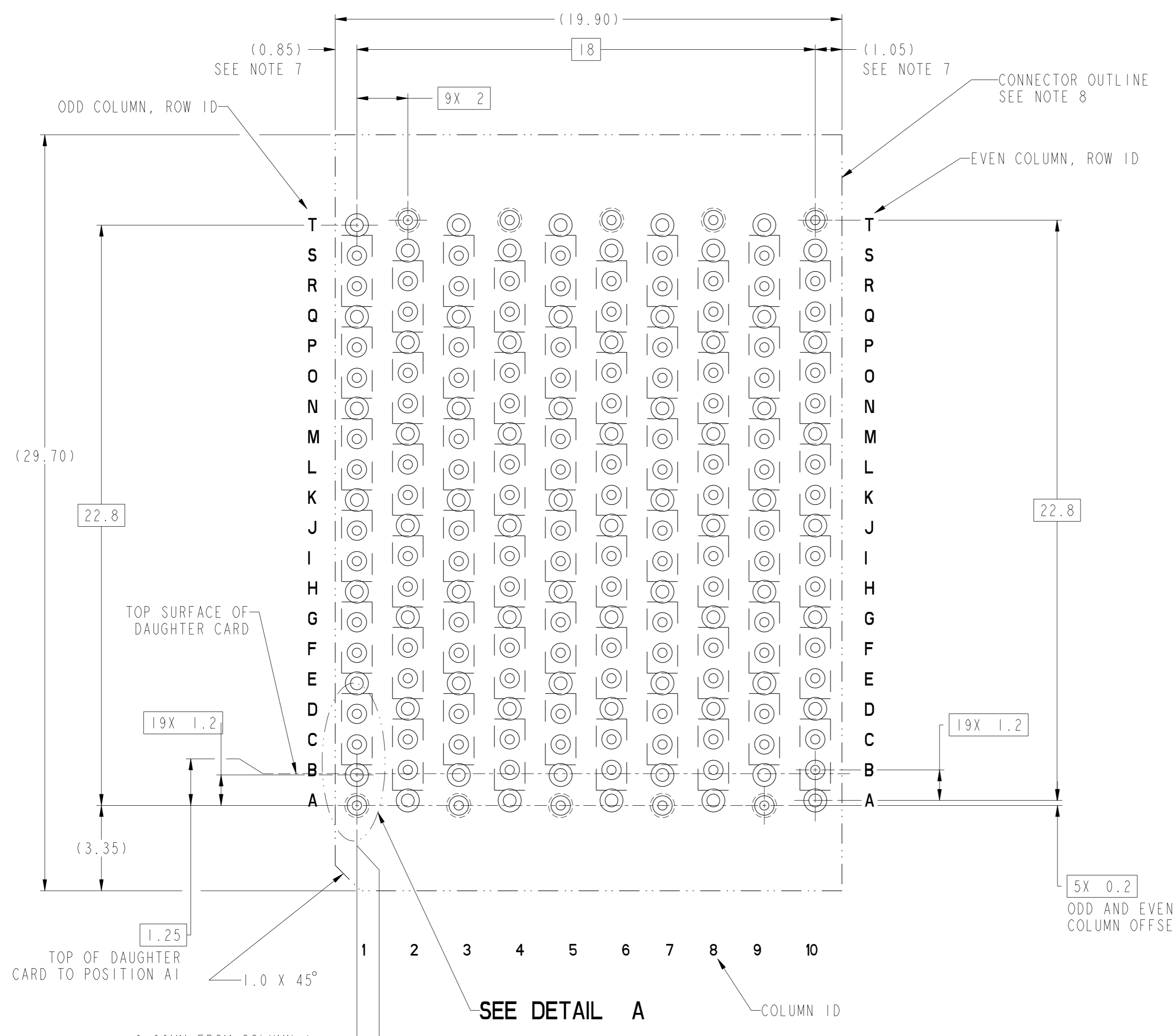
PDS: Rev :A

STATUS:Released

Printed: Jan 20, 2017

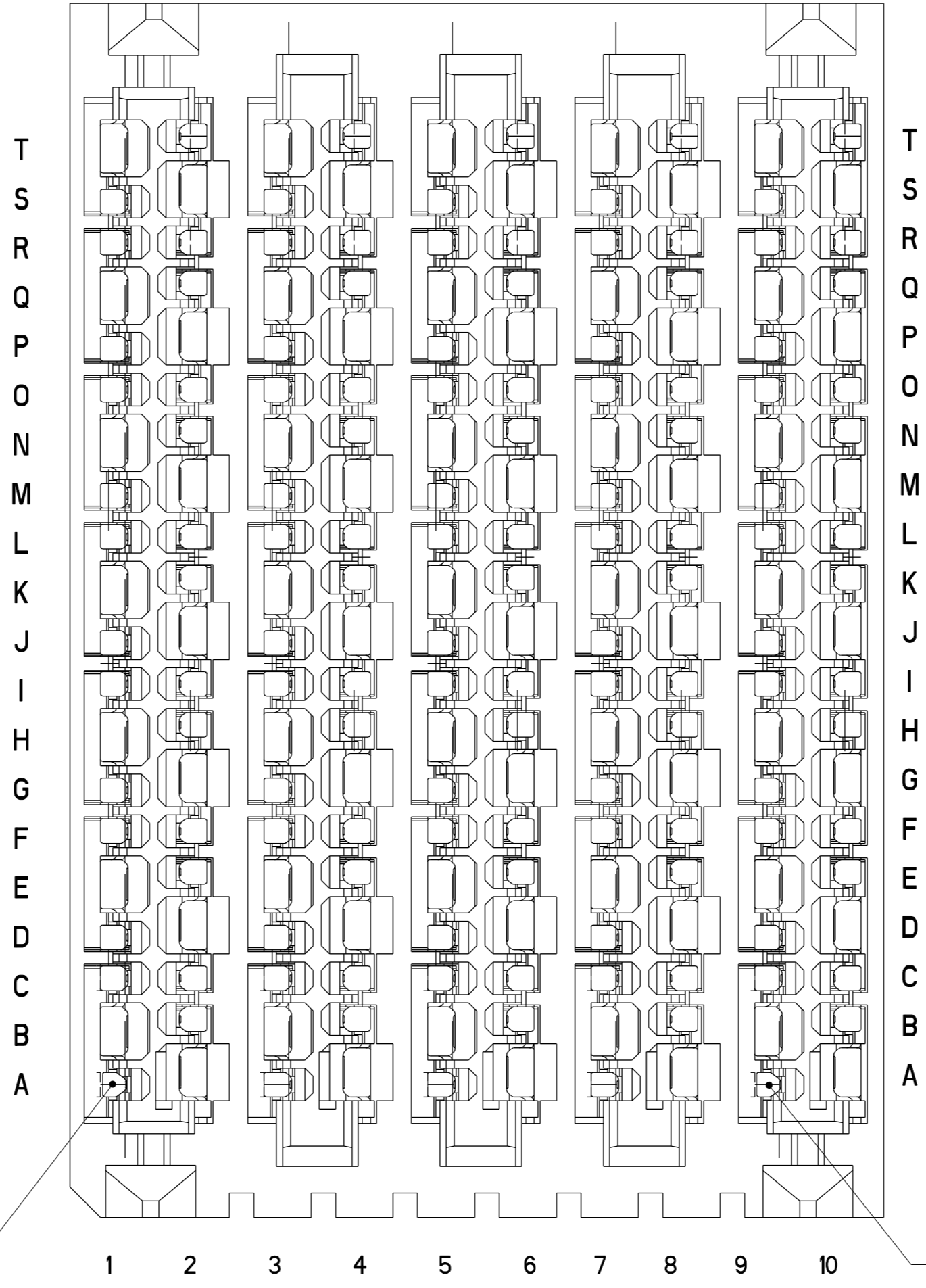
Amphenol
FCI

© 2016 APCI



RECOMMENDED PCB LAYOUT FOR 10127791-Y01LF COMPONENT SIDE SEE NOTES 7, 8, 9, & 11

spec ref	SEE NOTES	dr	Heaven Cen	2013/11/12	projection	MM	size	A2	scale	3:1
tolerance std	TOLERANCES UNLESS OTHERWISE SPECIFIED	eng	Terry Luo	2017/01/19			ecn no	-	rel level	Released
ASME Y14.5M		chr	Heaven Cen	2017/01/19						
surface	linear	appr	Pei-Ming Zheng	2017/01/19	product family	ExaMAX	rel level	Released	rev	A
	angular				title	ExaMAX VERTICAL HEADER ASSY	cat. no.	SEE TABLE	Product - Customer Drw	sheet 2 of 11



ADVANCED MATE
POSITION A1
SEE NOTE 13

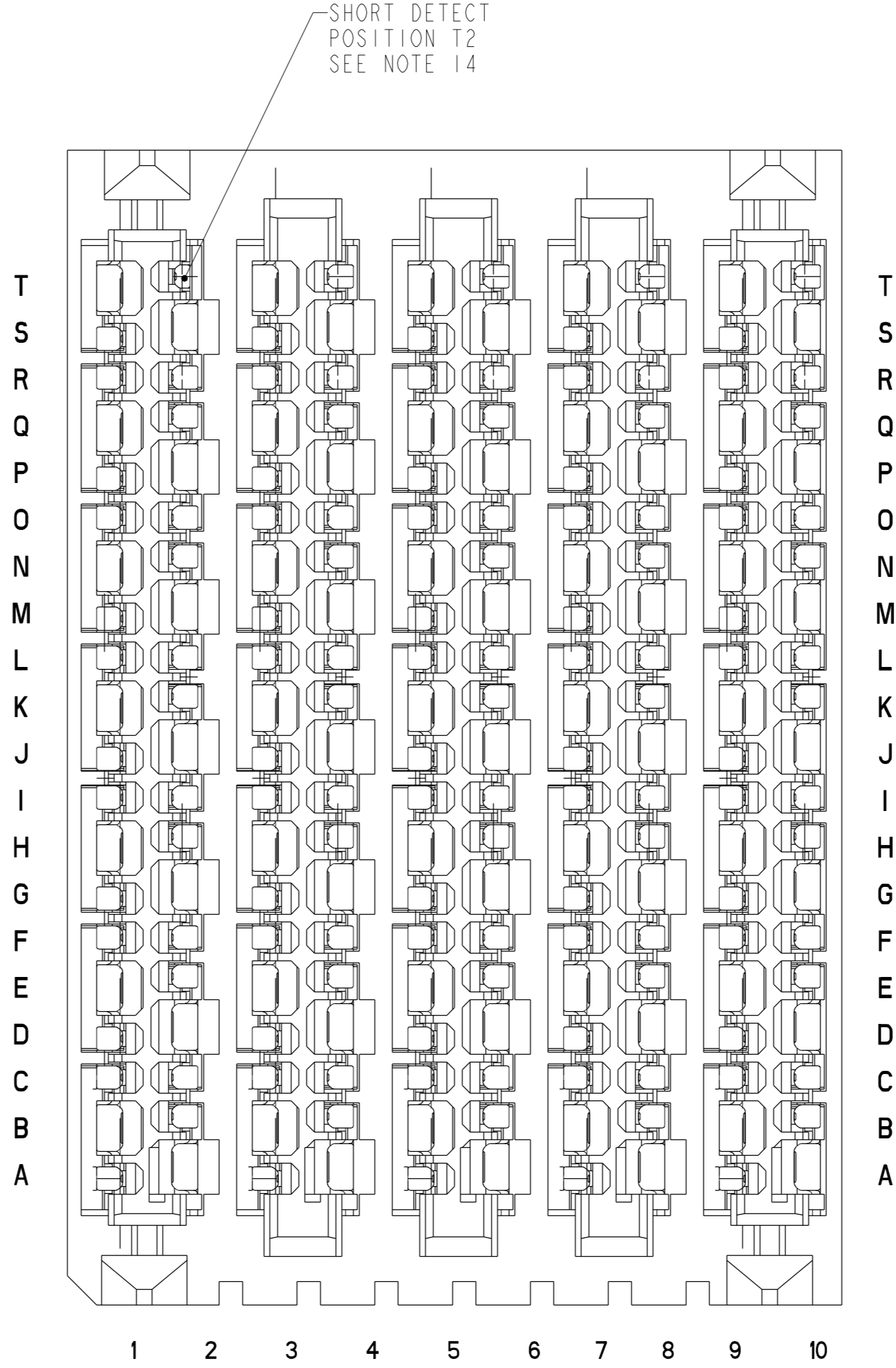
ADVANCED MATE
POSITION A9
SEE NOTE 13

10127791-201LF
ADVANCED MATE CONNECTOR
ADVANCED MATE POSITIONS ARE POSITIONS A1 AND A9 ONLY
FOR ALL OTHER DIMENSIONS SEE SHEETS 1 & 2

**Amphenol
FCi**

© 2016 AFci

spec ref	SEE NOTES	dr	Heaven Cen	2013/11/12	projection	MM	size	A2	scale	6:1								
tolerance std	TOLERANCES UNLESS OTHERWISE SPECIFIED	eng	Terry Luo	2017/01/19			ecn no	-	rel level	Released								
ASME Y14.5M		chr	Heaven Cen	2017/01/19														
surface	<table border="1"> <tr> <td rowspan="3">linear</td> <td>0.X</td> <td>±.3</td> </tr> <tr> <td>0.XX</td> <td>±.10</td> </tr> <tr> <td>0.XXX</td> <td>±.050</td> </tr> <tr> <td>angular</td> <td>0°</td> <td>±°</td> </tr> </table>	linear	0.X	±.3	0.XX	±.10	0.XXX	±.050	angular	0°	±°	appr	Pei-Ming Zheng	2017/01/19	product family	ExaMAX	rel level	Released
linear	0.X		±.3															
	0.XX		±.10															
	0.XXX	±.050																
angular	0°	±°																
				title ExaMAX VERTICAL HEADER ASSY 6 PR, 200 POS, 10 IMLA		dwg no 10127791		rev A										
		cat. no.		SEE TABLE		Product - Customer Drw		sheet 3 of 11										

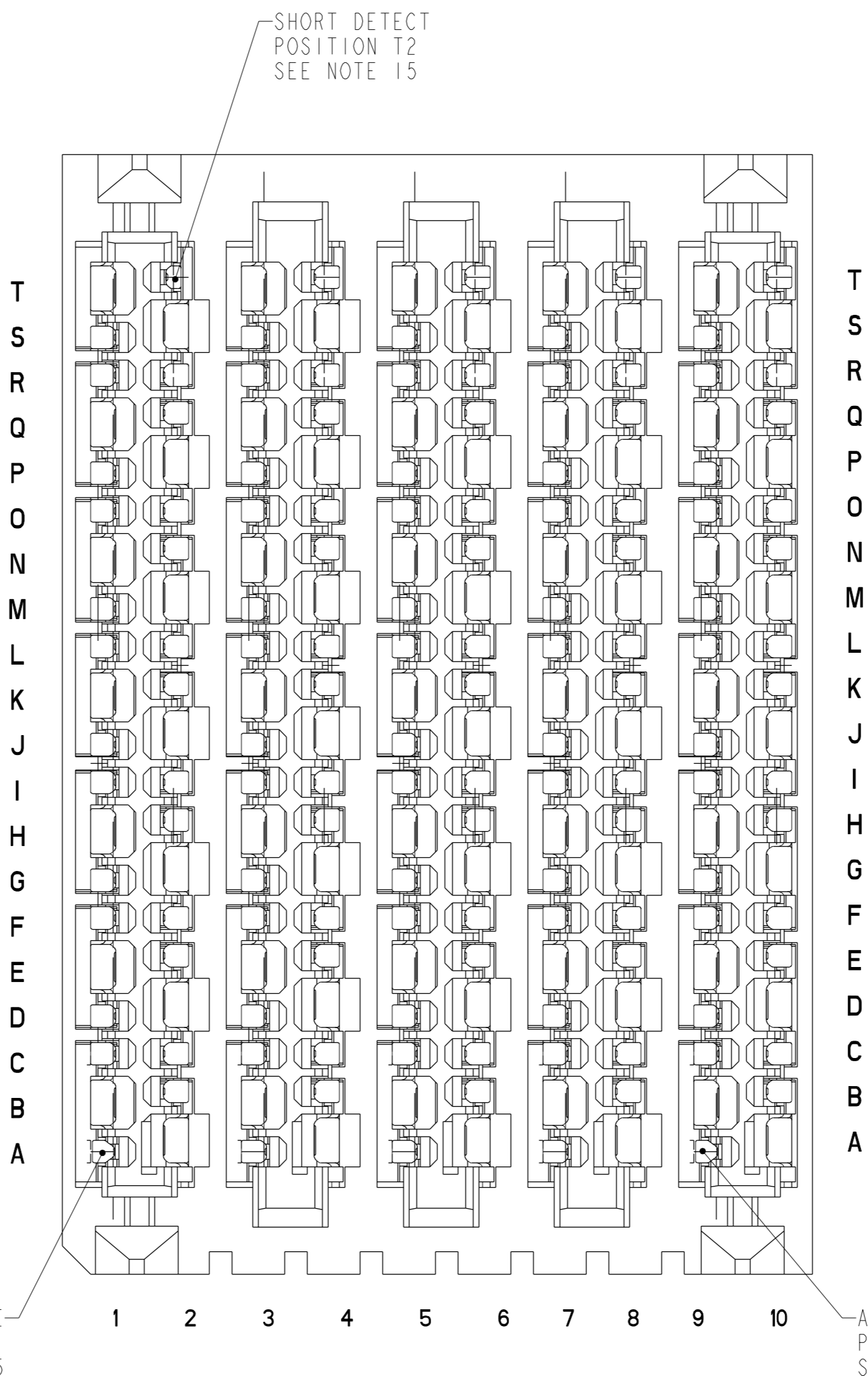


10127791-301LF
SHORT DETECT CONNECTOR
 SHORT DETECT POSITION IS T2 ONLY
 FOR ALL OTHER DIMENSIONS SEE SHEETS 1 & 2

**Amphenol
FCi**

© 2016 AFci

spec ref	SEE NOTES	dr	Heaven Cen	2013/11/12	projection	MM	size	A2	scale	6:1												
tolerance std	TOLERANCES UNLESS OTHERWISE SPECIFIED	eng	Terry Luo	2017/01/19			ecn no	-														
ASME Y14.5M		chr	Heaven Cen	2017/01/19			rel level	Released														
surface	<table border="1"> <tr> <td>linear</td> <td>0.X</td> <td>±.3</td> </tr> <tr> <td></td> <td>0.XX</td> <td>±.10</td> </tr> <tr> <td></td> <td>0.XXX</td> <td>±.050</td> </tr> <tr> <td>angular</td> <td>0°</td> <td>±°</td> </tr> </table>	linear	0.X	±.3		0.XX	±.10		0.XXX	±.050	angular	0°	±°	appr	Pei-Ming Zheng	2017/01/19	product family	ExaMAX	rel level	Released		
linear	0.X	±.3																				
	0.XX	±.10																				
	0.XXX	±.050																				
angular	0°	±°																				
				title ExaMAX VERTICAL HEADER ASSY 6 PR, 200 POS, 10 IMLA		dwg no 10127791	rev A															
		cat. no.		SEE TABLE	Product - Customer Drw		sheet 4 of 11															



10127791-401LF
ADVANCED MATE/SHORT DETECT CONNECTOR
ADVANCED MATE POSITIONS ARE POSITIONS A1 AND A9 ONLY
SHORT DETECT POSITION IS T2 ONLY
FOR ALL OTHER DIMENSIONS SEE SHEETS 1 & 2

**Amphenol
FCi**

© 2016 AFci

spec ref	SEE NOTES	dr	Heaven Cen	2013/11/12	projection	MM	size	A2	scale	1:1										
tolerance std	TOLERANCES UNLESS OTHERWISE SPECIFIED	eng	Terry Luo	2017/01/19			ecn no	-												
ASME Y14.5M		chr	Heaven Cen	2017/01/19			rel level	Released												
surface	<table border="1"> <tr> <td rowspan="3">linear</td> <td>0.X</td> <td>±.3</td> </tr> <tr> <td>0.XX</td> <td>±.10</td> </tr> <tr> <td>0.XXX</td> <td>±.050</td> </tr> <tr> <td>angular</td> <td>0°</td> <td>±°</td> </tr> </table>	linear	0.X	±.3	0.XX	±.10	0.XXX	±.050	angular	0°	±°	appr	Pei-Ming Zheng	2017/01/19	product family	ExaMAX	rel level	Released		
linear	0.X		±.3																	
	0.XX		±.10																	
	0.XXX	±.050																		
angular	0°	±°																		
		Amphenol FCi	title ExaMAX VERTICAL HEADER ASSY 6 PR, 200 POS, 10 IMLA		cat. no.	SEE TABLE	Product - Customer Drw	sheet 5 of 11	rev	A										

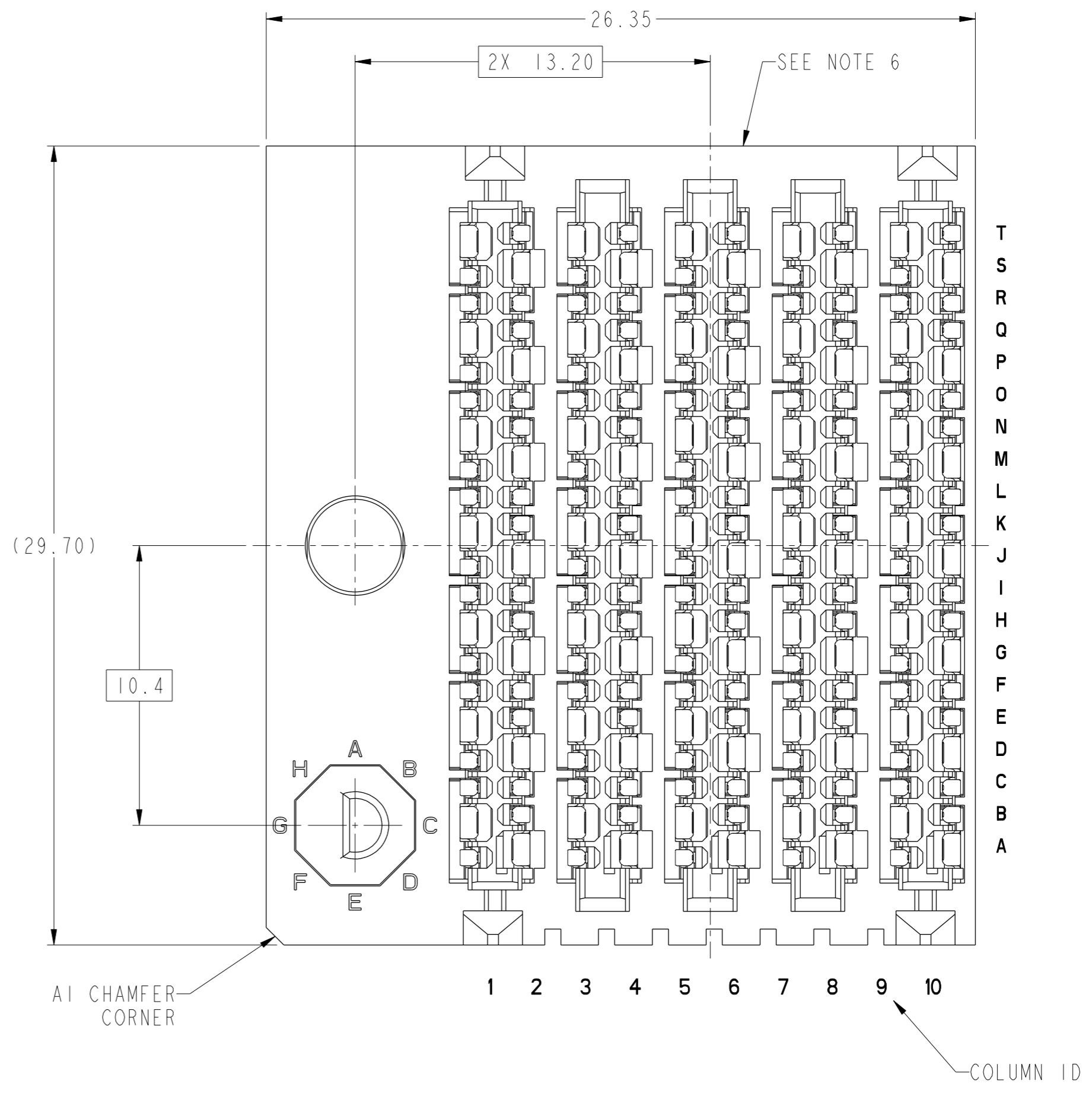
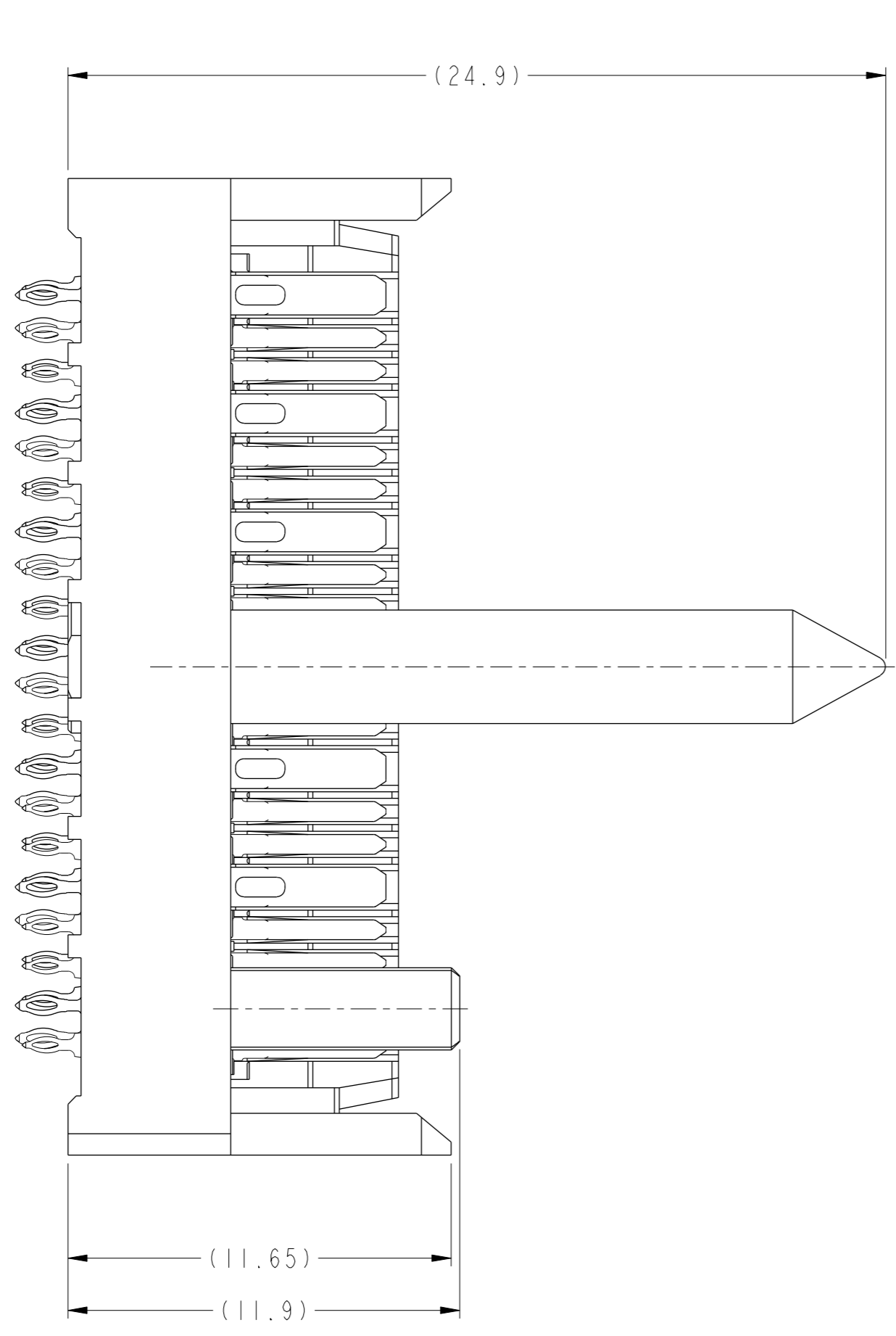
PDS: Rev :A

STATUS:Released

Printed: Jan 20, 2017

Amphenol
FCi

© 2016 AFCi



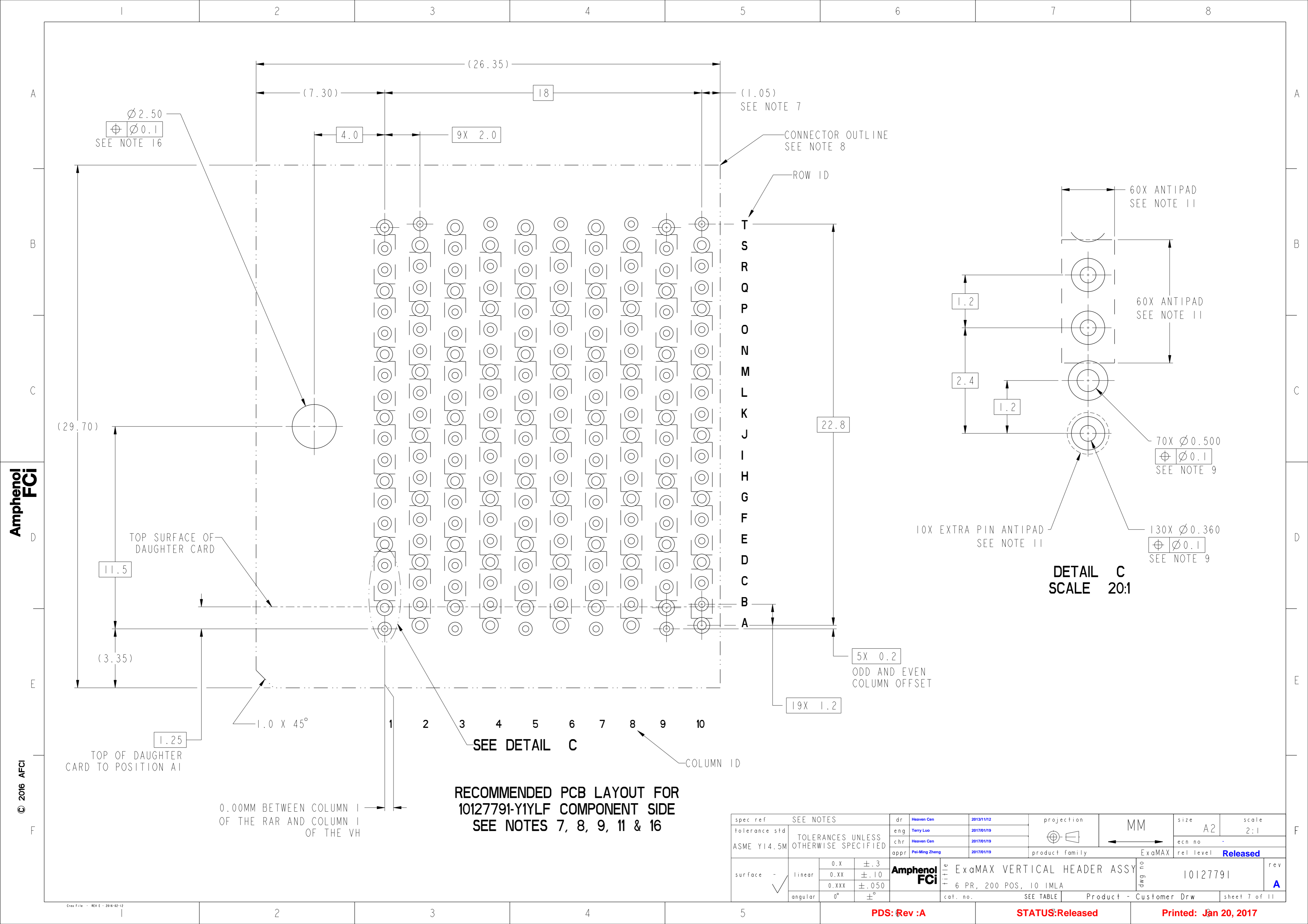
10127791-Y1ALF THRU -Y1JLF
RIGHT GUIDANCE CONNECTOR (SEE NOTE 17)
FOR ALL OTHER DIMENSIONS SEE SHEET 1

spec ref	SEE NOTES	dr	Heaven Cen	2013/11/12	projection	MM	size	A2	scale	6:1												
tolerance std	TOLERANCES UNLESS OTHERWISE SPECIFIED	eng	Terry Luo	2017/01/19			ecn no	-	rel level	Released												
ASME Y14.5M		chr	Heaven Cen	2017/01/19			product family	ExaMAX														
surface	<table border="1"> <tr> <td>linear</td> <td>0.X</td> <td>±.3</td> </tr> <tr> <td></td> <td>0.XX</td> <td>±.10</td> </tr> <tr> <td></td> <td>0.XXX</td> <td>±.050</td> </tr> <tr> <td>angular</td> <td>0°</td> <td>±°</td> </tr> </table>	linear	0.X	±.3		0.XX	±.10		0.XXX	±.050	angular	0°	±°	appr	Pei-Ming Zheng	2017/01/19	title	ExaMAX VERTICAL HEADER ASSY	no	10127791	rev	A
linear	0.X	±.3																				
	0.XX	±.10																				
	0.XXX	±.050																				
angular	0°	±°																				
					cat. no.	SEE TABLE	Product - Customer Drw	sheet 6 of 11														

PDS: Rev :A

STATUS:Released

Printed: Jan 20, 2017



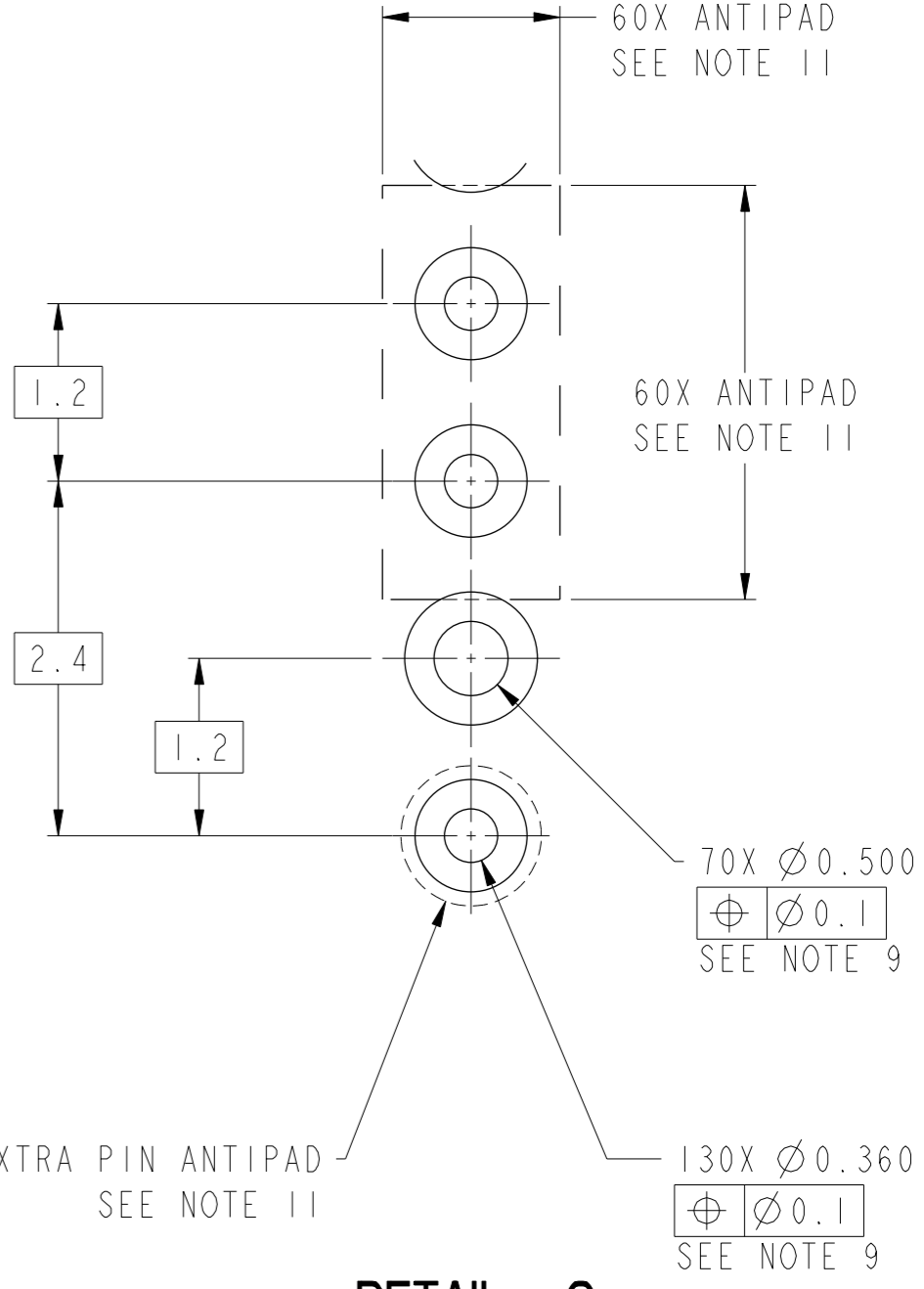
Ø 2.50
 ⊕ Ø 0.1
 SEE NOTE 16

(1.05)
 SEE NOTE 7

CONNECTOR OUTLINE
 SEE NOTE 8

ROW ID

T
 S
 R
 Q
 P
 O
 N
 M
 L
 K
 J
 I
 H
 G
 F
 E
 D
 C
 B
 A



DETAIL C
 SCALE 20:1

5X 0.2
 ODD AND EVEN
 COLUMN OFFSET

19X 1.2

COLUMN ID

SEE DETAIL C

RECOMMENDED PCB LAYOUT FOR
 10127791-Y1YLF COMPONENT SIDE
 SEE NOTES 7, 8, 9, 11 & 16

0.00MM BETWEEN COLUMN 1
 OF THE RAR AND COLUMN 1
 OF THE VH

TOP SURFACE OF
 DAUGHTER CARD

TOP OF DAUGHTER
 CARD TO POSITION AI

Amphenol
 FCI

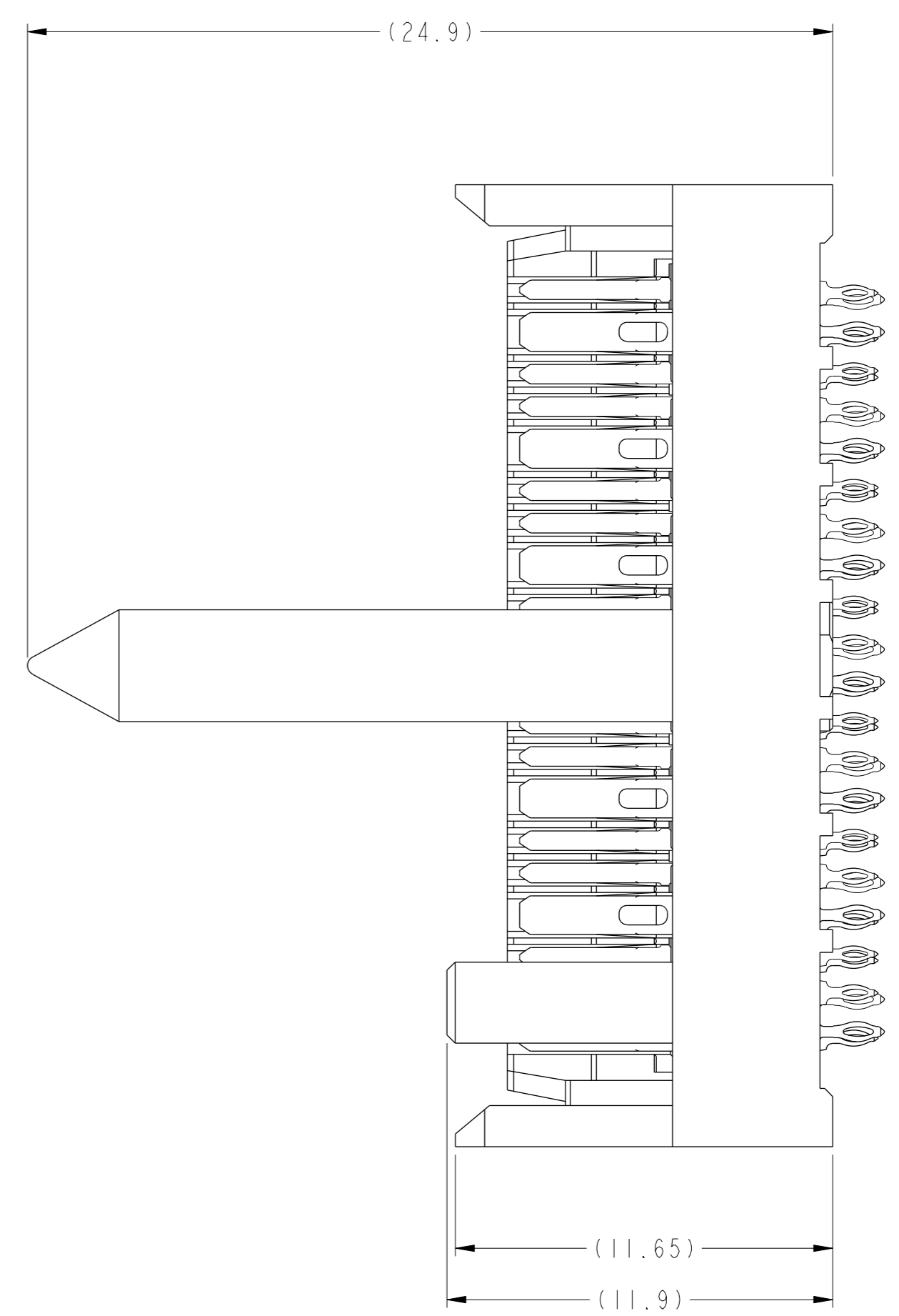
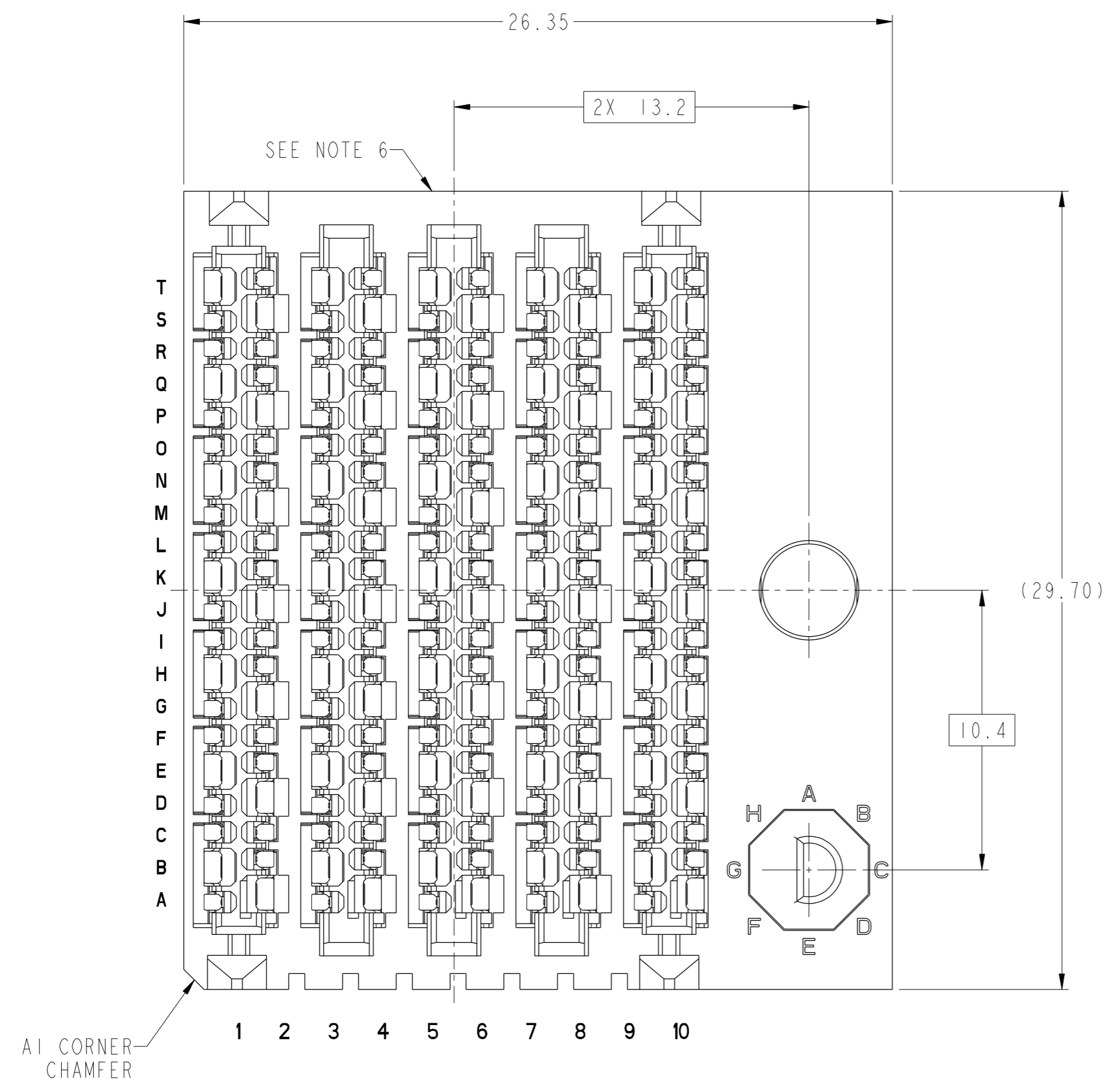
© 2016 APCI

spec ref	SEE NOTES	dr	Heaven Cen	2013/11/12	projection	MM	size	A2	scale	2:1	
tolerance std	TOLERANCES UNLESS OTHERWISE SPECIFIED	eng	Terry Luo	2017/01/19			ecn no	-	rel level	Released	
ASME Y14.5M		chr	Heaven Cen	2017/01/19							
surface	linear	0.X	±.3		product family		ExaMAX	rel level			
		0.XX	±.10		title		ExaMAX VERTICAL HEADER ASSY	dwg no	10127791	rev	A
	angular	0°	±°		cat. no.		SEE TABLE	Product - Customer Drw		sheet 7 of 11	

PDS: Rev :A

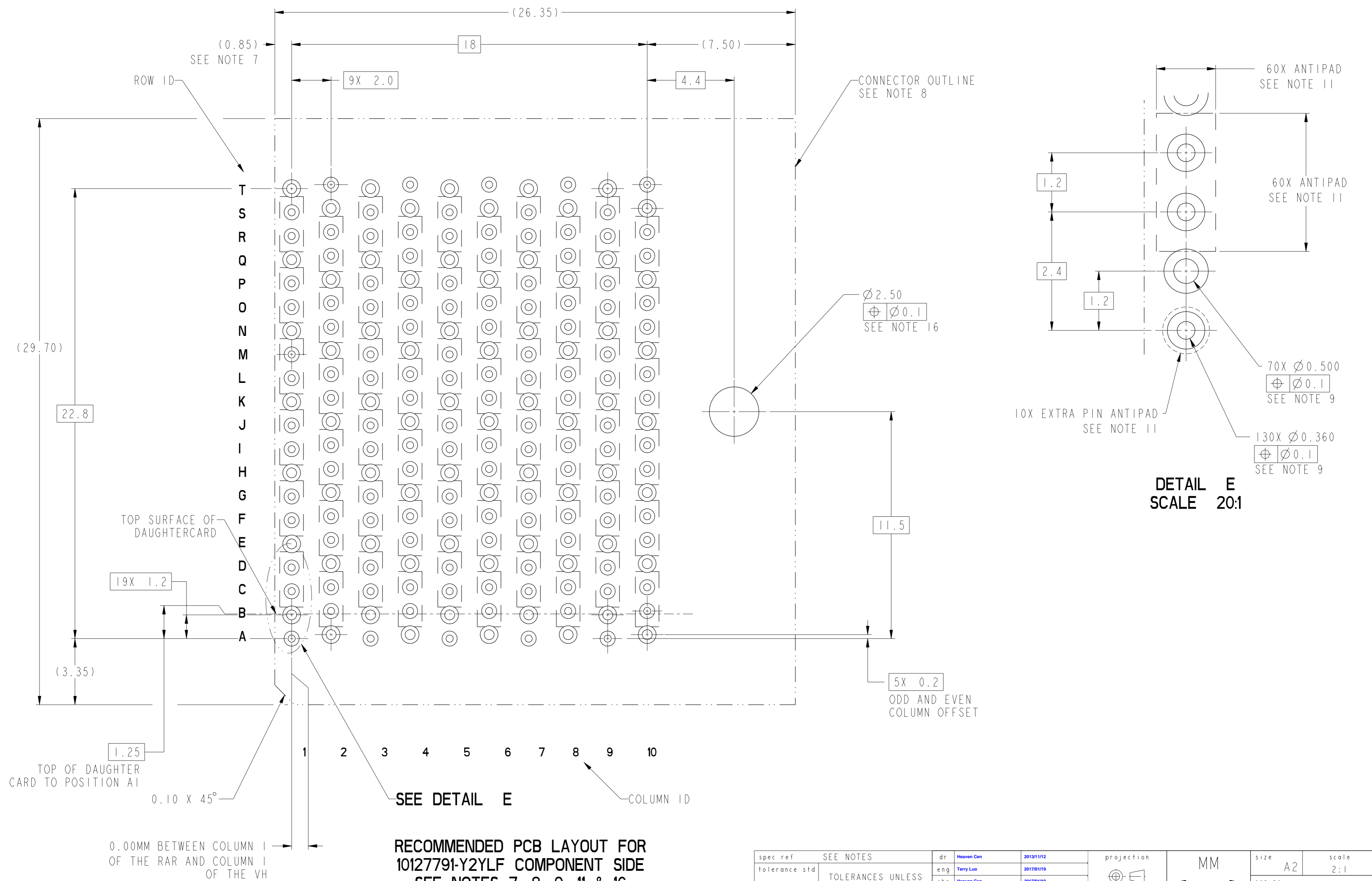
STATUS:Released

Printed: Jan 20, 2017



10127791-Y2ALF THRU -Y2JLF
LEFT GUIDANCE CONNECTOR (SEE NOTE 17)
FOR ALL OTHER DIMENSIONS SEE SHEET 1

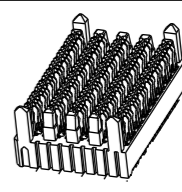
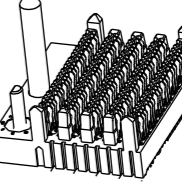
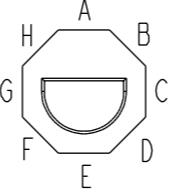
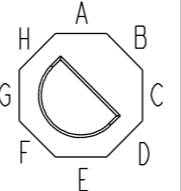
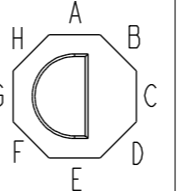
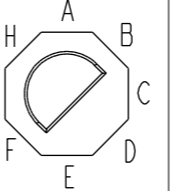
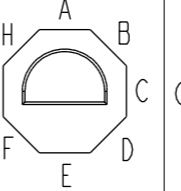
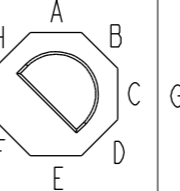
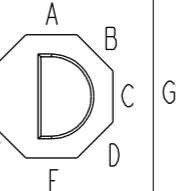
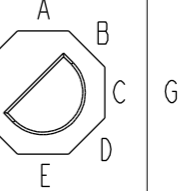
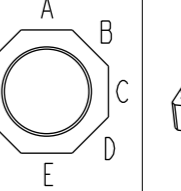
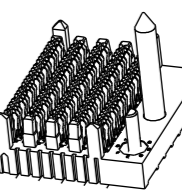
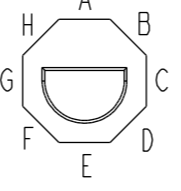
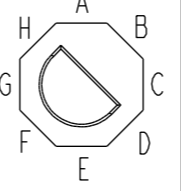
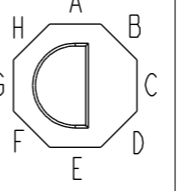
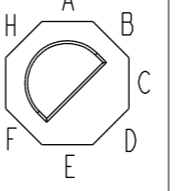
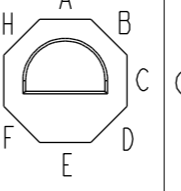
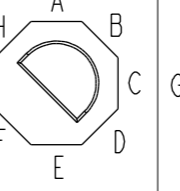
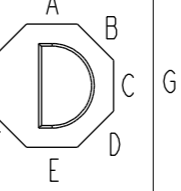
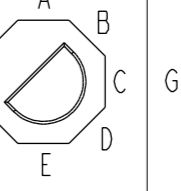
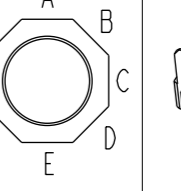
spec ref	SEE NOTES	dr	Heaven Cen	2013/11/12	projection	MM	size	A2	scale	6:1	
tolerance std	TOLERANCES UNLESS OTHERWISE SPECIFIED	eng	Terry Luo	2017/01/19			ecn no	-	rel level	Released	
ASME Y14.5M		chr	Heaven Cen	2017/01/19							
surface	linear	0.X	±.3		product family	ExaMAX	dwg no 10127791	rev A	cat. no. SEE TABLE	Product - Customer Drw	sheet 8 of 11
		0.XX	±.10		title ExaMAX VERTICAL HEADER ASSY 6 PR, 200 POS, 10 IMLA						
		0.XXX	±.050								
	angular	0°	±°								



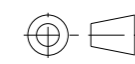
**RECOMMENDED PCB LAYOUT FOR
10127791-Y2YLF COMPONENT SIDE
SEE NOTES 7, 8, 9, 11 & 16**

spec ref	SEE NOTES	dr	Heaven Cen	2013/11/12	projection	MM	size	A2	scale	2:1
tolerance std	TOLERANCES UNLESS OTHERWISE SPECIFIED	eng	Terry Luo	2017/01/19			ecn no	-	rel level	Released
ASME Y14.5M		chr	Heaven Cen	2017/01/19						
surface	linear	appr	Pei-Ming Zheng	2017/01/19	product family	ExaMAX	rel level	Released	rev	A
	angular				title	ExaMAX VERTICAL HEADER ASSY	cat. no.	SEE TABLE	Product - Customer Drw	sheet 9 of 11

10127791 - Y Y Y L F

MODULE DESCRIPTION	DESIGNATION REPRESENTED IN DASH NUMBER										BASE MODULE
STANDARD NO GUIDANCE (SEE SHEET 1)	01										
RIGHT GUIDANCE MODULE (SEE SHEET 6)	1A	1B	1C	1D	1E	1F	1G	1H	1J (NO KEY)		
											
LEFT GUIDANCE MODULE (SEE SHEET 8)	2A	2B	2C	2D	2E	2F	2G	2H	2J (NO KEY)		
											

ASSEMBLY PART NUMBER	DESCRIPTION
10127791-1YYLF	STANDARD MATE
10127791-2YYLF	ADVANCED MATE
10127791-3YYLF	SHORT DETECT
10127791-4YYLF	ADVANCED MATE & SHORT DETECT

spec ref	SEE NOTES	dr	Heaven Cen	2013/11/12	projection	MM	size	A2	scale	1:1				
tolerance std	TOLERANCES UNLESS OTHERWISE SPECIFIED	eng	Terry Luo	2017/01/19		← →	ecn no	-	rel level	Released				
ASME Y14.5M		chr	Heaven Cen	2017/01/19										
surface	linear	0.X	±.3	Amphenol FCI	title	ExaMAX VERTICAL HEADER ASSY	6 PR, 200 POS, 10 IMLA	cat. no.	SEE TABLE	Product - Customer Drw	sheet 10 of 11			
✓	0.XX	±.10	div no									10127791	rev	A
	0.XXX	±.050												
angular	0°	±°	appr	Pei-Ming Zheng	2017/01/19	product family	ExaMAX							

NOTES

- ①- CONNECTOR MATERIALS:
HOUSING: HIGH TEMP THERMOPLASTIC, BLACK, UL94-V0
IMLA PLASTIC: HIGH TEMP THERMOPLASTIC, BLACK, UL94-V0
CONTACT: COPPER ALLOY
GUIDE PIN: ZINC ALLOY
KEY PIN: ZINC ALLOY
- 2 - CONTACT PLATING:
SEPARABLE INTERFACE:
PERFORMANCE-BASED PLATING, QUALIFIED TO MEET THE REQUIREMENTS OF FCI PRODUCT SPECIFICATION GS-12-1096 INCLUDING TELCORDIA GR-1217-CORE (NOVEMBER 1995) CENTRAL OFFICE TEST SEQUENCE

PRESS-FIT TAILS: TIN OVER NICKEL (LEAD FREE)
- 3 - PRODUCT SPECIFICATION: GS-12-1096
- 4 - APPLICATION SPECIFICATION: GS-20-0361
- 5 - PACKAGING MEETS GS-14-920 LEAD FREE LABELING SPECIFICATION.
- ⑥- PRODUCT MARKING, (PART NUMBER & LOT CODE), ON THIS SURFACE.
- ⑦- THE MINIMUM VIA SPACING BETWEEN STACKED CONNECTORS WILL BE 2.0 mm OR 3.0 mm AS DEFINED BY NOTE 7 ON THE MATING RECEPTACLE CUSTOMER DRAWING. REFER TO THE APPLICATION SPECIFICATION FOR DETAILS.
- ⑧- CONNECTOR OUTLINE MAY BE SCREEN PRINTED ONTO CUSTOMER PCB TO BE USED AS A GUIDE FOR MANUAL CONNECTOR PLACEMENT.
- ⑨- REFER TO CUSTOMER DRAWING 10119933 FOR INFORMATION ON PCB HOLE DIAMETERS AND PLATING OPTIONS
- 10- THIS PRODUCT MEETS THE EUROPEAN UNION DIRECTIVES & OTHER COUNTRY REGULATIONS AS DESCRIBED IN GS-47-0004
- ⑪- REFER TO THE APPLICATION SPECIFICATION FOR TRACE ROUTING EXAMPLES THAT INCLUDE DIMENSIONS FOR ANTIPADS, TRACE WIDTHS, TRACE SPACING, ETC.
- 12- THE HOUSING WILL WITHSTAND EXPOSURE TO 260°C PEAK TEMPERATURE FOR 10-30 SECONDS IN A CONVECTION, INFRA-RED, OR VAPOR PHASE REFLOW OVEN.
- ⑬- THE ADVANCED MATE HEADER, 10127791-2YYLF, WHEN MATED WITH AN ADVANCED MATE RECEPTACLE WILL PROVIDE 2 PAIRS OF MATING CONTACTS THAT MATE 0.75MM BEFORE THE REMAINDER OF THE SIGNAL AND GROUND CONTACTS.
- ⑭- THE SHORT DETECT HEADER, 10127791-3YYLF, WHEN MATED WITH A STANDARD MATE RECEPTACLE WILL PROVIDE 1 PAIR OF MATING CONTACTS THAT MATE 1.00 MM AFTER THE REMAINDER OF THE SIGNAL AND GROUND CONTACTS.
- ⑮- THE ADVANCED MATE/SHORT DETECT HEADER, 10127791-4YYLF, WHEN MATED WITH AN ADVANCED MATE RECEPTACLE WILL PROVIDE 2 PAIRS OF MATING CONTACTS THAT MATE 0.75 MM BEFORE THE REMAINDER OF THE SIGNAL AND GROUND CONTACTS AND 1 PAIR OF MATING CONTACTS THAT MATE 1.00 MM AFTER THE REMAINDER OF THE SIGNAL AND GROUND CONTACTS.
- ⑯- FOR CONNECTOR WITH EITHER A LEFT OR RIGHT GUIDE MODULE, ONE PHILLIPS PAN HEAD M2 HOLD DOWN SCREW MUST BE USED TO SECURE GUIDE PIN/CONNECTOR TO THE PCB. THE SCREW LENGTH SHALL BE 2.0 - 6.0mm PLUS THE THICKNESS OF THE BOARD. SCREW IS NOT PROVIDED WITH CONNECTOR.
- ⑰- LEFT / RIGHT INTEGRATED GUIDE ORIENTATION IS DETERMINED BY THE LOCATION OF THE GUIDE FEATURES WHEN LOOKING AT THE MATING FACE OF THE RIGHT ANGEL RECEPTACLE. THE LEFT / RIGHT DESIGNATION OF THE MATING HEADER IS DEFINED BY THE RIGHT ANGEL RECEPTACLE THAT IT MATES WITH (i. e. A RIGHT GUIDE VERTICAL HEADER MATES A RIGHT GUIDE RIGHT ANGEL RECEPTACLE.)
- ⑱- ALL GROUND CONTACTS WITHIN A COLUMN ARE COMMONED.

spec ref	SEE NOTES	dr	Heaven Cen	2013/11/12	projection	MM	size	A2	scale	2:1	
tolerance std	TOLERANCES UNLESS OTHERWISE SPECIFIED	eng	Terry Luo	2017/01/19		← →	ecn no	-	rel level	Released	
ASME Y14.5M		chr	Heaven Cen	2017/01/19							product family
surface	- ✓	linear	0.X	±.3	Amphenol FCi	title	ExaMAX VERTICAL HEADER ASSY	dwg no	10127791	rev	A
			0.XX	±.10							
			0.XXX	±.050							
		angular	0°	±°	cat. no.	SEE TABLE	Product - Customer Drw	sheet 11 of 11			