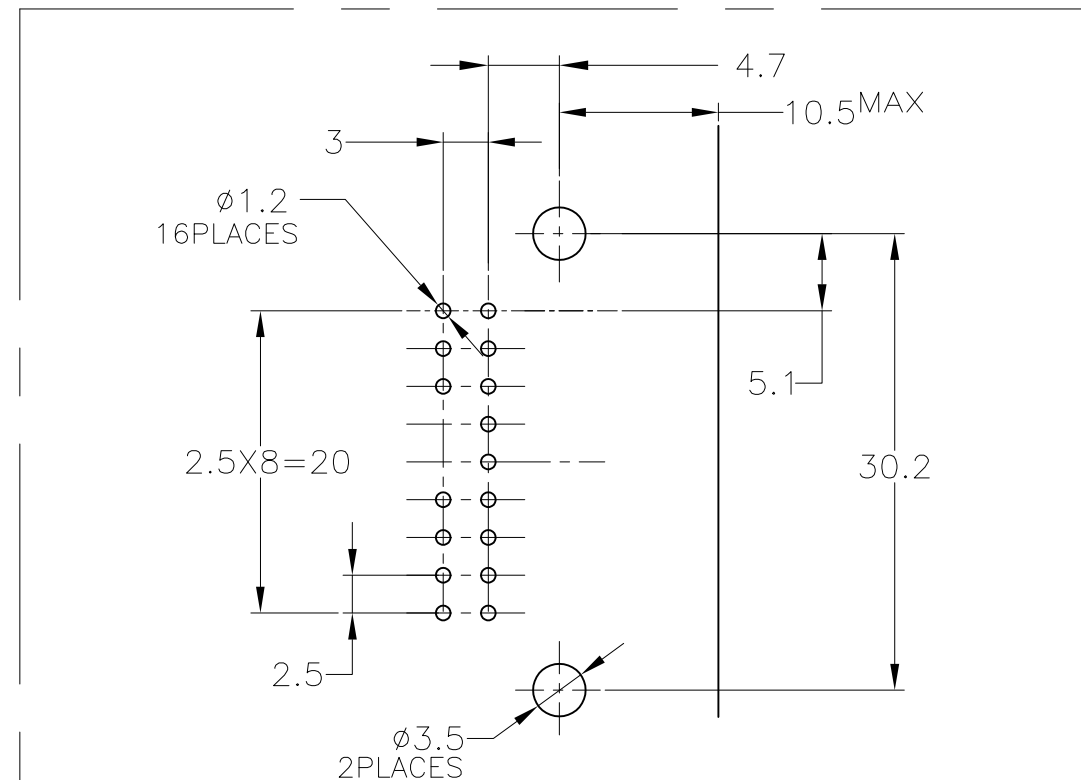
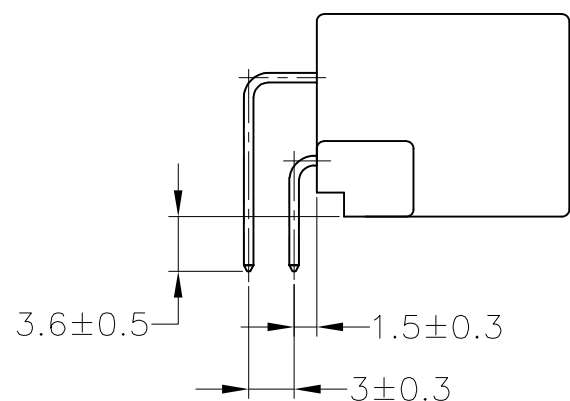
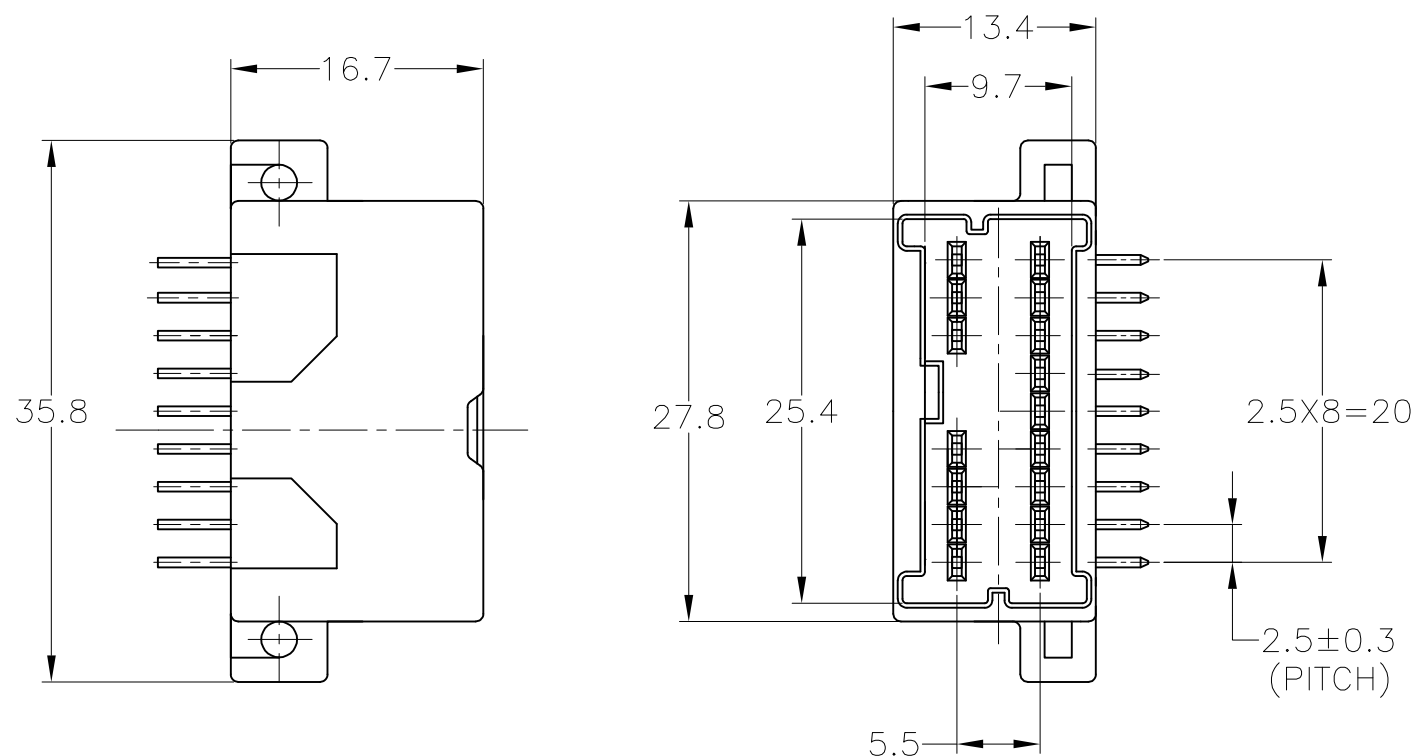


THIS DRAWING IS UNPUBLISHED. RELEASED FOR PUBLICATION
 © COPYRIGHT 2003 BY TYCO ELECTRONICS CORPORATION. ALL RIGHTS RESERVED.

LOC	DIST	REVISIONS					
J	—	P	LTR	DESCRIPTION	DATE	DWN	APVD
		A4	OBSOLETE -2	ECR-07-023693	31OCT07	AY	HY



MOUNTING DIMENSIONS FOR P.C. BOARD
 プリント基板取付け穴寸法
 (TOLERANCES: ±0.1
 PITCH TOLERANCES MUST NOT ACCUMULATE.)
 (公差: ±0.1 ピッチ公差は累積されないこと)
 P.C. BOARD THICKNESS
 基板厚: 1.6mm

1 RECOMMENDED MOUNTING SCREW: PAN-HEADED, TYPE 2 TAPPING SCREW OF 3DIA X 6LENGTH (JIS B1115, B1122), TIGHTENING TORQUE: 39.2N-cm MAX

1 推奨取付ネジ: JIS B1115, B1122 タッピングねじ, なべ2種, 呼び径3, 長さ6, 締付トルク: 39.2N-cm 以下

TOLERANCE UNLESS OTHERWISE SPECIFIED: 一般公差	
0 < x ≤ 10	±0.2
10 < x ≤ 30	±0.25
30 < x ≤ 100	±0.3
ANGLE ; 角度	±3°

1123371-1	SELECTIVE-TIN (MATTE)	SELECTIVE-TIN (BRIGHT)	NATURAL	1123419-3
OBSOLETE SEE DRAWING 1123419-2				
1123371-1	PRE-TIN		NATURAL	1123419-1
MATING HOUSING PART NUMBER 嵌合相手型番	SOLDERING SIDE 半田付け部	CONTACT SUDE 嵌合部側	COLOR 色	PART NUMBER 型番
	CONTACT FINISH コンタクト仕上			

THIS DRAWING IS A CONTROLLED DOCUMENT.		DWN A.YAMAGUCHI 25JUL03	Tyco Electronics AMP K.K. Kawasaki, Japan	
DIMENSIONS: 単位: 耗 MM		CHK K.BETSUI 25JUL03	NAME 名称 040III MULTILOCK CONNECTOR	
TOLERANCES UNLESS OTHERWISE SPECIFIED: 一般公差		APVD K.BETSUI 25JUL03	16POS CAP HOUSING ASSEMBLY WIRE TO BOARD H-TYPE	
0 PLC ±- 1 PLC ±- 2 PLC ±- 3 PLC ±- 4 PLC ±- ANGLES ±-		PRODUCT SPEC 製品規格 108-5603	SIZE A3	CAGE CODE 00779
MATERIAL 材料 PBT		APPLICATION SPEC 取付適用規格	DRAWING NO 番号 G-1123419	
FINISH 仕上 COLOR: SEE TABLE		WEIGHT 4.4 g	RESTRICTED TO —	
CUSTOMER DRAWING			SCALE 尺度 2:1	SHEET 1 OF 1 REV A4