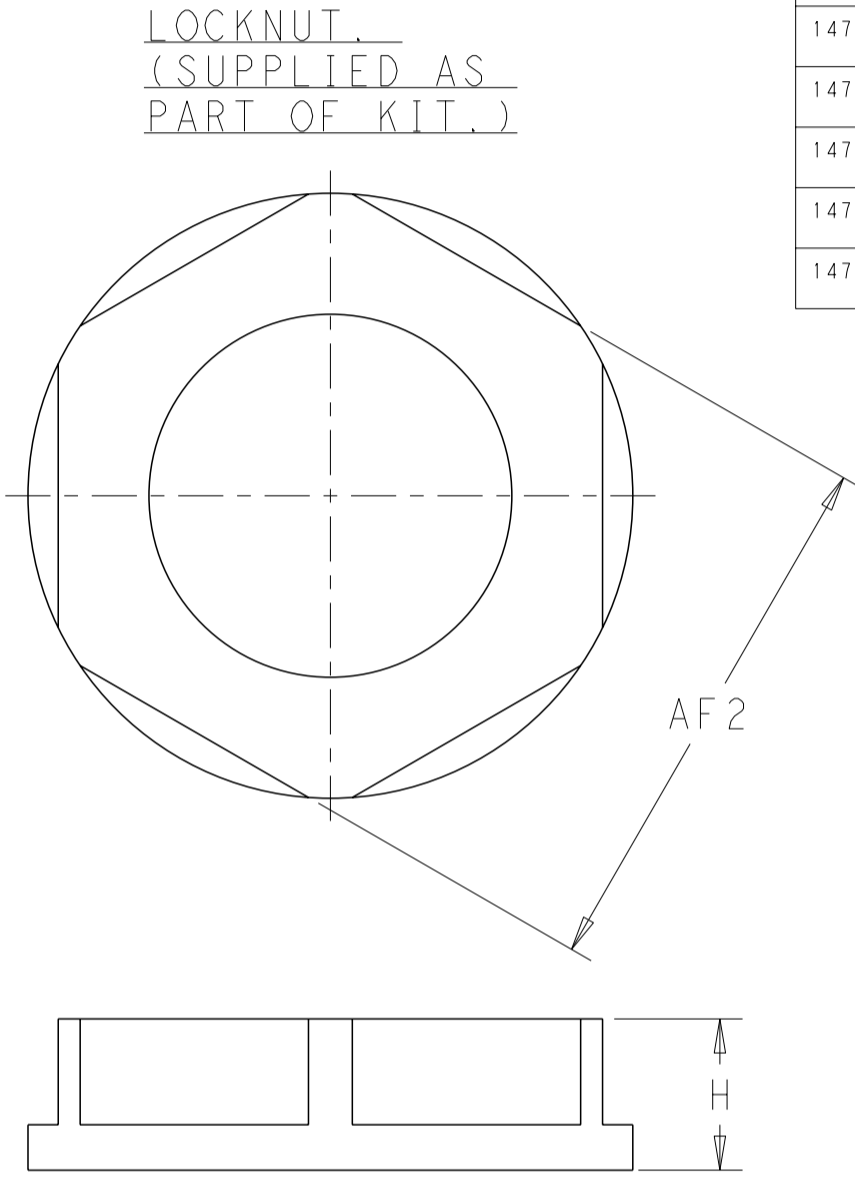
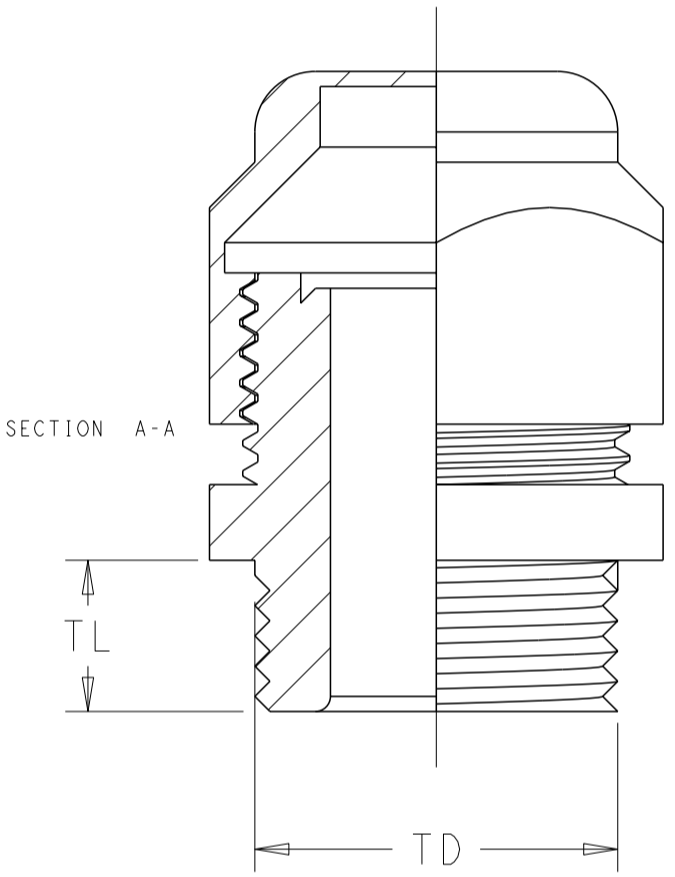
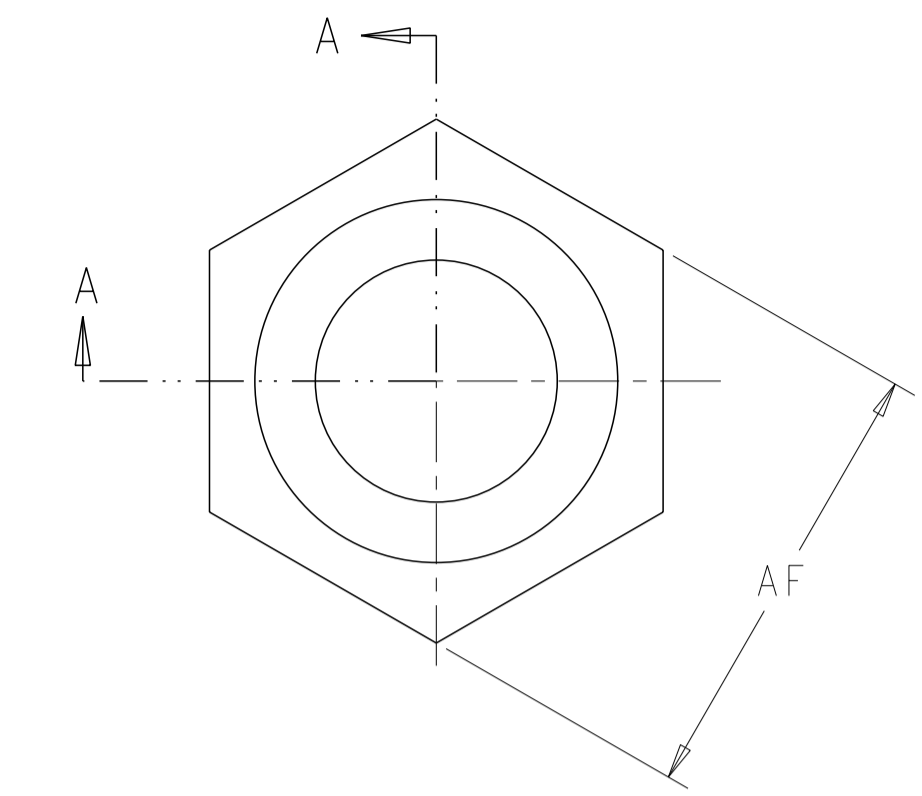


THIS DRAWING IS UNPUBLISHED. RELEASED FOR PUBLICATION 2011  
 © COPYRIGHT 2011 TE CONNECTIVITY ALL RIGHTS RESERVED.

REVISIONS					
P	LTR	DESCRIPTION	DATE	DWN	APVD
D		ECR-11-014341	12/07/11	JB	MG

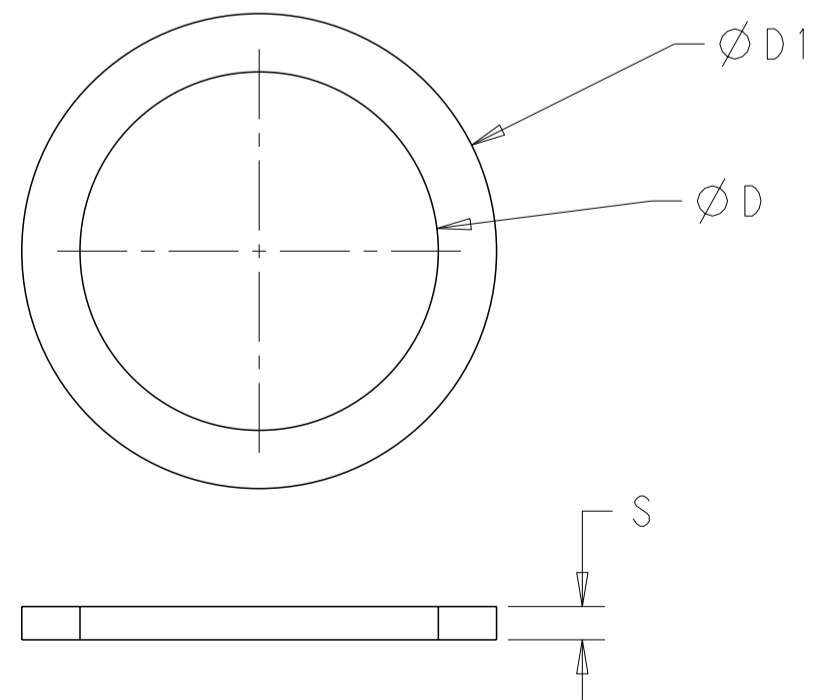


PART No.	PACKING LABEL DESCRIPTION LINE 1	PACKING LABEL DESCRIPTION LINE 2	PACKING LABEL DESCRIPTION LINE 3	PACKING LABEL DESCRIPTION LINE 4
1478769-1	ANTI-VIBRATION NYLON LOCKING GLAND	12mm GLAND & LOCK NUT BLACK	IP68 - ZERO HALOGEN - VDE	CABLE RANGE (mm) 3.0-6.5
1478769-2	ANTI-VIBRATION NYLON LOCKING GLAND	16mm GLAND & LOCK NUT BLACK	IP68 - ZERO HALOGEN - VDE	CABLE RANGE (mm) 5.0-10.0
1478769-3	ANTI-VIBRATION NYLON LOCKING GLAND	20mm GLAND & LOCK NUT BLACK	IP68 - ZERO HALOGEN - VDE	CABLE RANGE (mm) 6.0-12.0
1478769-4	ANTI-VIBRATION NYLON LOCKING GLAND	20mm GLAND & LOCK NUT BLACK	IP68 - ZERO HALOGEN - VDE	CABLE RANGE (mm) 10.0-14.0
1478769-5	ANTI-VIBRATION NYLON LOCKING GLAND	25mm GLAND & LOCK NUT BLACK	IP68 - ZERO HALOGEN - VDE	CABLE RANGE (mm) 13.0-18.0
1478769-6	ANTI-VIBRATION NYLON LOCKING GLAND	32mm GLAND & LOCK NUT BLACK	IP68 - ZERO HALOGEN - VDE	CABLE RANGE (mm) 18.0-25.0

PART No	GLAND & CAP ASSEMBLY			LOCKNUT		RECOMMENDED WASHER		
	DIM TL	DIM TD	DIM AF	DIM H	DIM AF2	D	D1	S
1478769-1	8	12	15	5	18	11.85±0.2	15.7±0.2	1.1±0.2
1478769-2	10	16	22	5	22	15.7±0.2	25.8±0.2	1.6±0.2
1478769-3	10	20	24	6	26	19.7±0.2	26.7±0.2	1.6±0.2
1478769-4	10	20	27	6	26	19.7±0.2	26.7±0.2	1.6±0.2
1478769-5	10	25	33	6	32	24.7±0.2	31.6±0.2	1.5±0.2
1478769-6	18	32	42	7	41	31.9±0.2	41.6±0.2	1.5±0.2

INNER CARTON QTY.	BAG QTY.	CABLE RANGE (mm)	LOCK NUT PART No.	DESCRIPTION.	COLOUR.	KIT PART No.
30	5	18.0-25.0	1478676-5	32mm GLAND + LOCKNUT	BLACK	1478769-6
50	5	13.0-18.0	1478676-4	25mm GLAND + LOCKNUT	BLACK	1478769-5
100	5	10.0-14.0	1478676-3	20mm GLAND + LOCKNUT	BLACK	1478769-4
100	5	6.0-12.0	1478676-3	20mm GLAND + LOCKNUT	BLACK	1478769-3
100	5	5.0-10.0	1478676-2	16mm GLAND + LOCKNUT	BLACK	1478769-2
100	5	3.0-6.5	1478676-1	12mm GLAND + LOCKNUT	BLACK	1478769-1

RECOMMENDED WASHER DIMENSIONS



- NOTES:
- FOR TECHNICAL DATA REFER TO YOUR LOCAL TE CONNECTIVITY SALES OFFICE
  - ALL DIMENSIONS ARE NOMINAL FOR REFERENCE ONLY UNLESS OTHERWISE STATED
  - FOR PACKING INFORMATION SEE PACKING SPECIFICATION 107-3293 TABLE ABOVE SHOWS PACKING LABEL DETAILS.
  - 1 KIT COMPRISES OF 1 OFF GLAND & CAP (AS SHOWN) INCLUDING NEOPRENE SEAL PLUS 1 LOCK NUT (AS SHOWN SEPERATELY)
  - PLEASE NOTE WASHER IS NOT INCLUDED IN KIT.

THIS DRAWING IS A CONTROLLED DOCUMENT.		DWN J. BRIGHT 12/07/11	TE Connectivity	
DIMENSIONS: mm		CHK M. GREENER 12/07/11		
TOLERANCES UNLESS OTHERWISE SPECIFIED:		APVD D. PENNINGTON 12/07/11	NAME METRIC ANTI-VIBRATION GLAND + LOCKNUT KIT	
0 PLC ± 1 PLC ± 2 PLC ± 3 PLC ± 4 PLC ± ANGLES ±0.5 FINISH		PRODUCT SPEC -	SIZE A200779C-1478769	
MATERIAL SEE ABOVE.		APPLICATION SPEC -	DRAWING NO 1478769	
		WEIGHT -	RESTRICTED TO -	
		CUSTOMER DRAWING	SCALE 4:1 SHEET 1 OF 1 REV D	