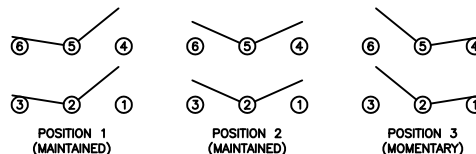


SCHEMATIC



SPECIFICATIONS

FUNCTION:
2P2T ON-OFF-(ON)

RATINGS:
ANSI/UL 1054 and CAN/CSA C22.2 No. 55 (E194579):
16A 125VAC [cURus]
16A 250VAC [cURus]

CONTACT RESISTANCE:
Initial: 20mΩ Max.

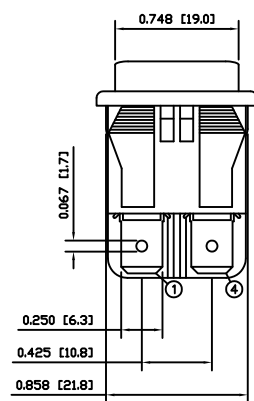
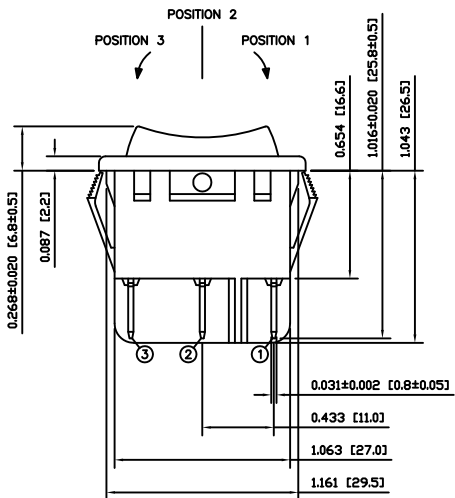
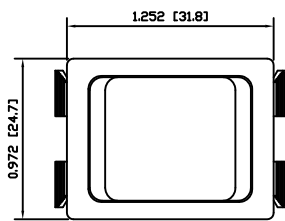
INSULATION RESISTANCE:
100MΩ Min. at 500VDC

DIELECTRIC STRENGTH:
1,000VAC For 1 Minute

ELECTRICAL LIFE:
6,000 Cycles [cURus]

TEMPERATURE:
-20°C to 65°C [cURus]

APPROVALS:
 RoHS COMPLIANT



COLORS AND MARKINGS

BODY:
Black

ACTUATOR:
Black

MARKING:
None

MARKING COLOR:
None

MATERIALS

BODY:
Polyamide 6/6 (PA66), UL94 V-2

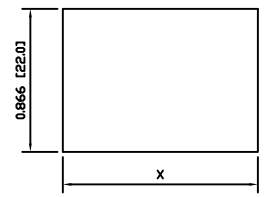
ACTUATOR:
Polyamide 6/6 (PA66), UL94 V-2

SPRING:
Plano Wire

CONTACTS:
Silver Alloy

TERMINALS:
Silver Plated Copper
Silver Plated Brass

SUGGESTED PANEL CUTOUT



PANEL THICKNESS	X
0.030~0.049 [0.75~1.25]	1.181 [30.0]
0.049~0.079 [1.25~2.00]	1.189 [30.2]
0.079~0.118 [2.00~3.00]	1.200 [30.5]

ACTUATOR	A	09/07/02	CAB
BODY	A	09/07/02	CAB
COLORS	A	09/07/02	CAB
MATERIALS	A	09/07/02	CAB
SPECIFICATIONS	A	09/07/02	CAB
REFERENCE	REV.	DATE	BY

THE INFORMATION CONTAINED IN THIS DOCUMENT IS PROPRIETARY TO E-SWITCH AND IS NOT TO BE COPIED OR TRANSFERRED

A	INITIAL RELEASE	PCRD0057	09/07/29	CAB
REV.	DESCRIPTION	PCR	DATE	DRAWN BY

DIMENSIONS	
INCHES [MILLIMETERS]	
GENERAL TOLERANCES	
±0.008 [±0.2] / ±1'	
SCALE	PROJECTION
DRAWING NOT TO SCALE	

RB24JE1100

DRAWING NUMBER	DATE	REVISION
14-RB24JE1100	JULY 29, 2009	A