

## Electronic housing - CM125-LG/H 12,5/BO BK - 2942894

Please be informed that the data shown in this PDF Document is generated from our Online Catalog. Please find the complete data in the user's documentation. Our General Terms of Use for Downloads are valid (<http://phoenixcontact.com/download>)



Electronic module, for PCB insertion, with a 12.5 mm tall covering hood


The illustration shows versions CM 125-LG/H 35/BO/DB/GH

### Product Features

- ✓ Flexible accommodation of different connection elements (from high-position connectors to electronic PCBs)
- ✓ Easy snap-on mounting on symmetrical DIN rails according to EN 60715
- ✓ Rugged housing technology
- ✓ Shock and contamination-proof accommodation of electronic components



### Key commercial data

Packing unit	1 pc
GTIN	 4 017918 080891
Weight per Piece (excluding packing)	306.5 GRM
Custom tariff number	85489090
Country of origin	Germany

### Technical data

#### General

Housing type	Complete housing
Housing material	Polycarbonate fiber reinforced
Color	black

#### Ambient conditions

Ambient temperature (operation)	-40 °C ... 125 °C
---------------------------------	-------------------

#### Dimensions

## Electronic housing - CM125-LG/H 12,5/BO BK - 2942894

### Technical data

#### Dimensions

Length	102 mm
Constructional height	115.5 mm
Width	125 mm

#### Technical data

Inflammability class according to UL 94	V0
Power dissipation at 20°C in the horizontal mounting position	69 W 89.7 W

### Classifications

#### eCl@ss

eCl@ss 4.0	27180401
eCl@ss 4.1	27180401
eCl@ss 5.0	27180506
eCl@ss 5.1	27180506
eCl@ss 6.0	27180802
eCl@ss 7.0	27182702
eCl@ss 8.0	27182702

#### ETIM

ETIM 2.0	EC001031
ETIM 3.0	EC001031
ETIM 4.0	EC001031
ETIM 5.0	EC001031

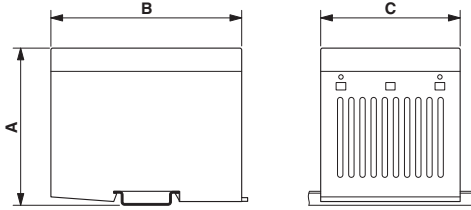
#### UNSPSC

UNSPSC 6.01	31261501
UNSPSC 7.0901	31261501
UNSPSC 11	31261501
UNSPSC 12.01	31261501
UNSPSC 13.2	31261501

### Drawings

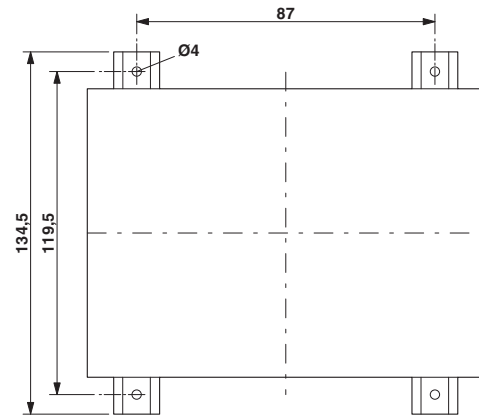
# Electronic housing - CM125-LG/H 12,5/BO BK - 2942894

Dimensioned drawing

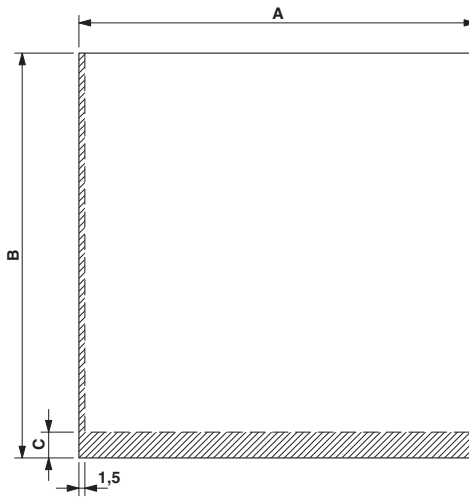


Dimension A: 115.5 mm; dimension B: 102 mm; dimension C: 125 mm

Dimensioned drawing



Dimensioned drawing



PCB 1, 7: Dimension A: 122.5 mm; B: 102.0 mm; C: 0 mm  
PCB 8, 13: Dimension A: 100.0 mm; B: 102.0 mm; C: 6.5 mm  
PCB 9-12: Dimension A: 100.0 mm; B: 102.0 mm; C: 0 mm

# Electronic housing - CM125-LG/H 12,5/BO BK - 2942894

Schematic diagram

